




November 2014

1N4001 - 1N4007 General-Purpose Rectifiers

Features

- Low Forward Voltage Drop
- High Surge Current Capability



DO-41
COLOR BAND DENOTES CATHODE

Ordering Information

Part Number	Top Mark	Package	Packing Method
1N4001	1N4001	DO-204AL (DO-41)	Tape and Reel
1N4002	1N4002	DO-204AL (DO-41)	Tape and Reel
1N4003	1N4003	DO-204AL (DO-41)	Tape and Reel
1N4004	1N4004	DO-204AL (DO-41)	Tape and Reel
1N4005	1N4005	DO-204AL (DO-41)	Tape and Reel
1N4006	1N4006	DO-204AL (DO-41)	Tape and Reel
1N4007	1N4007	DO-204AL (DO-41)	Tape and Reel

Absolute Maximum Ratings

Stresses exceeding the absolute maximum ratings may damage the device. The device may not function or be operable above the recommended operating conditions and stressing the parts to these levels is not recommended. In addition, extended exposure to stresses above the recommended operating conditions may affect device reliability. The absolute maximum ratings are stress ratings only. Values are at $T_A = 25^\circ\text{C}$ unless otherwise noted.

Symbol	Parameter	Value							Unit
		1N 4001	1N 4002	1N 4003	1N 4004	1N 4005	1N 4006	1N 4007	
V_{RRM}	Peak Repetitive Reverse Voltage	50	100	200	400	600	800	1000	V
$I_{F(AV)}$	Average Rectified Forward Current .375 " Lead Length at $T_A = 75^\circ\text{C}$	1.0							A
I_{FSM}	Non-Repetitive Peak Forward Surge Current 8.3 ms Single Half-Sine-Wave	30							A
I^2t	Rating for Fusing ($t < 8.3$ ms)	3.7							A^2sec
T_{STG}	Storage Temperature Range	-55 to +175							$^\circ\text{C}$
T_J	Operating Junction Temperature	-55 to +175							$^\circ\text{C}$

1N4001 - 1N4007 — General-Purpose Rectifiers

Thermal Characteristics

Values are at $T_A = 25^\circ\text{C}$ unless otherwise noted.

Symbol	Parameter	Value	Unit
P_D	Power Dissipation	3.0	W
$R_{\theta JA}$	Thermal Resistance, Junction-to-Ambient	50	$^\circ\text{C}/\text{W}$

Electrical Characteristics

Values are at $T_A = 25^\circ\text{C}$ unless otherwise noted.

Symbol	Parameter	Conditions	Value	Unit
V_F	Forward Voltage	$I_F = 1.0\text{ A}$	1.1	V
I_{rr}	Maximum Full Load Reverse Current, Full Cycle	$T_A = 75^\circ\text{C}$	30	μA
I_R	Reverse Current at Rated V_R	$T_A = 25^\circ\text{C}$	5.0	μA
		$T_A = 100^\circ\text{C}$	50	
C_T	Total Capacitance	$V_R = 4.0\text{ V}$, $f = 1.0\text{ MHz}$	15	pF

Typical Performance Characteristics



Figure 1. Forward Current Derating Curve

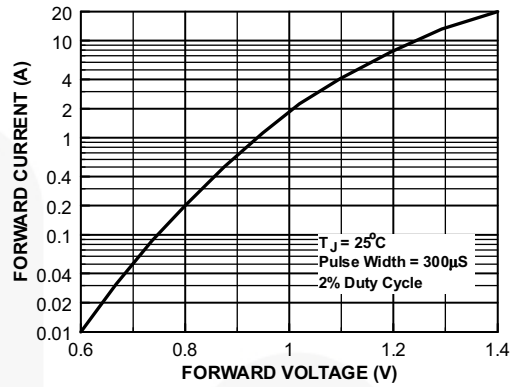


Figure 2. Forward Characteristics

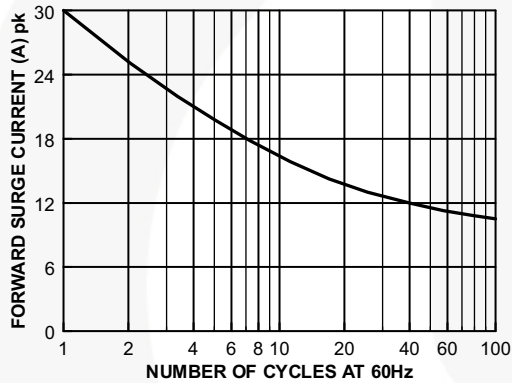


Figure 3. Non-Repetitive Surge Current

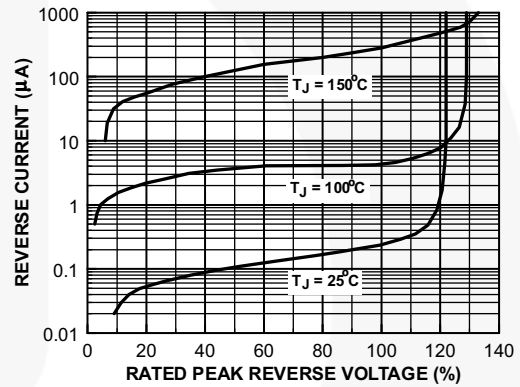
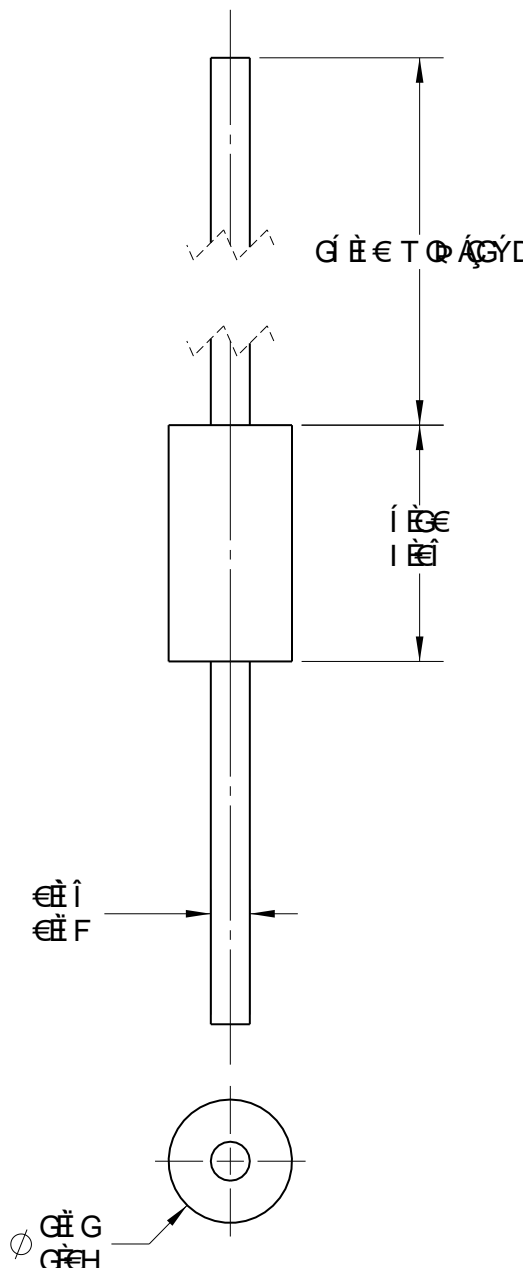



Figure 4. Reverse Characteristics

VP: SHDZV F O A B P C A D U U C O V Y A I K R Z S P S A M O T E U F O N O V U U C U D U U C V B F B U A M O
 V P C U C U F P E S S O C T Q E O U V P O A P F E J E B U C O C U E C O A U D A U U U U U S E A E I A M O T A V O O
 V U A B S P F S A M O T E U F O N O V U U C U D U U C V B F B U A M O A C O V Y A I K R Z S P S A M O T E U F O N O V U U C U D U U C V B F B U A M O
 Y Q P A N O F A G U U U J E S A N S Q U A P O U I O C U A I A N Z E K S S P S A M O T E U F O N O V U U C U D U U C V B F B U A M O
 U U U D S V B A R G A U A O K B V S Y A O C H A I O V B C O B U A G E V A I O A P S A M O T E U F O N O V U U C U D U U C V B F B U A M O
 O U U D S A U A W S S C B C O A U A U U C U B V C P V U U D S U U C O C P P O E A U T Q V B F B U A M O V B C O
 U B A P S A M O T E U F O N O V U U C U D U U C V B F B U A M O V B C O

ΪΔΟΧΩΡΕΤΗ			
ΠΡΩ	ΟΜΟΙΟΥΤΗΤΗΤΑ	ΟΜΟΣ	ΟΥΜΕΙΩΣ
F	ΥΠΕΡΟΧΕΤΕΡΑ	ΓΡΑΜΜΕ	ΡΥΘΜΙΣΤΗΡΑ
G	ΟΡΘΟΓΩΝΙΑΚΕΣ ΟΡΘΟΓΩΝΙΟΜΕΤΡΟΕΙΣ ΕΠΙΠΕΔΕΣ ΥΠΕΡΟΧΕΤΕΡΕΣ	ΕΠΙΠΕΔΕΣ	ΡΥΘΜΙΣΤΗΡΑ



ΠΡΟΒΛΕΨΗ ΤΗΣ ΔΙΑΘΕΣΙΜΗΣ ΙΣΧΥΟΣ
 Η ΑΚΡΙΒΕΙΑ ΤΩΝ ΣΤΑΘΜΙΣΜΩΝ ΕΙΝΑΙ Η ΑΚΡΙΒΕΙΑ ΤΗΣ
 ΑΝΟΜΙΑΣ ΤΩΝ ΟΡΘΟΓΩΝΙΟΜΕΤΡΟΕΙΣ ΕΠΙΠΕΔΕΣ
 ΑΝΟΜΙΑΣ ΤΩΝ ΟΡΘΟΓΩΝΙΟΜΕΤΡΟΕΙΣ ΕΠΙΠΕΔΕΣ
 ΑΝΟΜΙΑΣ ΤΩΝ ΟΡΘΟΓΩΝΙΟΜΕΤΡΟΕΙΣ ΕΠΙΠΕΔΕΣ
 ΑΝΟΜΙΑΣ ΤΩΝ ΟΡΘΟΓΩΝΙΟΜΕΤΡΟΕΙΣ ΕΠΙΠΕΔΕΣ
 ΑΝΟΜΙΑΣ ΤΩΝ ΟΡΘΟΓΩΝΙΟΜΕΤΡΟΕΙΣ ΕΠΙΠΕΔΕΣ

ΔΙΑΚΩΣΜΑΤΙΣΜΟΣ	ΟΜΟΣ	 FAIRCHILD SEMICONDUCTOR™	ΕΥΡΕΣ ΣΕΛΕΣΤΕΡΑ			
ΑΝΟΜΙΑΣ	ΕΠΙΠΕΔΕΣ		ΡΟΔΟΝΟΜΕΤΡΗ ΕΚΧΕΙΡΩΠΑΕΣ			
ΟΡΘΟΓΩΝΙΑΚΕΣ	ΟΥΜΕΙΩΣ		ΡΥΘΜΙΣΤΗΡΑ			
ΟΥΜΕΙΩΣ	ΕΠΙΠΕΔΕΣ		ΡΥΘΜΙΣΤΗΡΑ			
ΥΠΕΡΟΧΕΤΕΡΑ		ΔΙΑΚΩΣΜΑΤΙΣΜΟΣ FKF	ΟΜΟΣ PBE	ΑΝΟΜΙΑΣ T SV	ΟΥΜΕΙΩΣ UI FCE	ΔΙΑΚΩΣΜΑΤΙΣΜΟΣ G
ΥΠΕΡΟΧΕΤΕΡΑ		ΕΠΙΠΕΔΕΣ			ΟΥΜΕΙΩΣ	



TRADEMARKS

The following includes registered and unregistered trademarks and service marks, owned by Fairchild Semiconductor and/or its global subsidiaries, and is not intended to be an exhaustive list of all such trademarks.

AccuPower™
AttitudeEngine™
Awinda®
AX-CAP®*
BitSiC™
Build it Now™
CorePLUS™
CorePOWER™
CROSSVOL™
CTL™
Current Transfer Logic™
DEUXPEED®
Dual Cool™
EcoSPARK®
EfficientMax™
ESBC™
F®
Fairchild®
Fairchild Semiconductor®
FACT Quiet Series™
FACT®
FastvCore™
FETBench™
FPS™

F-PFS™
FRFET®
Global Power Resource™
GreenBridge™
Green FPS™
Green FPS™ e-Series™
Gmax™
GTO™
IntelliMAX™
ISOPLANAR™
Making Small Speakers Sound Louder and Better™
MegaBuck™
MICROCOUPLER™
MicroFET™
MicroPak™
MicroPak2™
MillerDrive™
MotionMax™
MotionGrid®
MTi®
MTx®
MVN®
mWSaver®
OptoHiT™
OPTOLOGIC®

OPTOPLANAR®
Power Supply WebDesigner™
PowerTrench®
PowerXS™
Programmable Active Droop™
QFET®
QS™
Quiet Series™
RapidConfigure™
Saving our world, 1mW/W/kW at a time™
SignalWise™
SmartMax™
SMART START™
Solutions for Your Success™
SPM®
STEALTH™
SuperFET®
SuperSOT™-3
SuperSOT™-6
SuperSOT™-8
SupreMOS®
SyncFET™
Sync-Lock™

SYSTEM GENERAL®
TinyBoost®
TinyBuck®
TinyCalc™
TinyLogic®
TINYOPTO™
TinyPower™
TinyPWM™
TinyWire™
TranSiC™
TriFault Detect™
TRUECURRENT®*
µSerDes™
SerDes®
UHC®
Ultra FRFET™
UniFET™
VCX™
VisualMax™
VoltagePlus™
XS™
Xsens™
仙童®

* Trademarks of System General Corporation, used under license by Fairchild Semiconductor.

DISCLAIMER

FAIRCHILD SEMICONDUCTOR RESERVES THE RIGHT TO MAKE CHANGES WITHOUT FURTHER NOTICE TO ANY PRODUCTS HEREIN TO IMPROVE RELIABILITY, FUNCTION, OR DESIGN. TO OBTAIN THE LATEST, MOST UP-TO-DATE DATASHEET AND PRODUCT INFORMATION, VISIT OUR WEBSITE AT [HTTP://WWW.FAIRCHILDSEMI.COM](http://www.fairchildsemi.com). FAIRCHILD DOES NOT ASSUME ANY LIABILITY ARISING OUT OF THE APPLICATION OR USE OF ANY PRODUCT OR CIRCUIT DESCRIBED HEREIN; NEITHER DOES IT CONVEY ANY LICENSE UNDER ITS PATENT RIGHTS, NOR THE RIGHTS OF OTHERS. THESE SPECIFICATIONS DO NOT EXPAND THE TERMS OF FAIRCHILD'S WORLDWIDE TERMS AND CONDITIONS, SPECIFICALLY THE WARRANTY THEREIN, WHICH COVERS THESE PRODUCTS.

AUTHORIZED USE

Unless otherwise specified in this data sheet, this product is a standard commercial product and is not intended for use in applications that require extraordinary levels of quality and reliability. This product may not be used in the following applications, unless specifically approved in writing by a Fairchild officer: (1) automotive or other transportation, (2) military/aerospace, (3) any safety critical application – including life critical medical equipment – where the failure of the Fairchild product reasonably would be expected to result in personal injury, death or property damage. Customer's use of this product is subject to agreement of this Authorized Use policy. In the event of an unauthorized use of Fairchild's product, Fairchild accepts no liability in the event of product failure. In other respects, this product shall be subject to Fairchild's Worldwide Terms and Conditions of Sale, unless a separate agreement has been signed by both Parties.

ANTI-COUNTERFEITING POLICY

Fairchild Semiconductor Corporation's Anti-Counterfeiting Policy. Fairchild's Anti-Counterfeiting Policy is also stated on our external website, www.fairchildsemi.com, under Terms of Use

Counterfeiting of semiconductor parts is a growing problem in the industry. All manufacturers of semiconductor products are experiencing counterfeiting of their parts. Customers who inadvertently purchase counterfeit parts experience many problems such as loss of brand reputation, substandard performance, failed applications, and increased cost of production and manufacturing delays. Fairchild is taking strong measures to protect ourselves and our customers from the proliferation of counterfeit parts. Fairchild strongly encourages customers to purchase Fairchild parts either directly from Fairchild or from Authorized Fairchild Distributors who are listed by country on our web page cited above. Products customers buy either from Fairchild directly or from Authorized Fairchild Distributors are genuine parts, have full traceability, meet Fairchild's quality standards for handling and storage and provide access to Fairchild's full range of up-to-date technical and product information. Fairchild and our Authorized Distributors will stand behind all warranties and will appropriately address any warranty issues that may arise. Fairchild will not provide any warranty coverage or other assistance for parts bought from Unauthorized Sources. Fairchild is committed to combat this global problem and encourage our customers to do their part in stopping this practice by buying direct or from authorized distributors.

PRODUCT STATUS DEFINITIONS

Definition of Terms

Datasheet Identification	Product Status	Definition
Advance Information	Formative / In Design	Datasheet contains the design specifications for product development. Specifications may change in any manner without notice.
Preliminary	First Production	Datasheet contains preliminary data; supplementary data will be published at a later date. Fairchild Semiconductor reserves the right to make changes at any time without notice to improve design.
No Identification Needed	Full Production	Datasheet contains final specifications. Fairchild Semiconductor reserves the right to make changes at any time without notice to improve the design.
Obsolete	Not In Production	Datasheet contains specifications on a product that is discontinued by Fairchild Semiconductor. The datasheet is for reference information only.