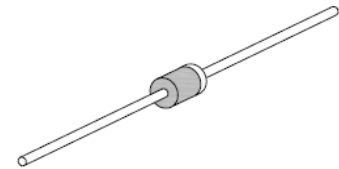


**1.0A Sintered Glass Passivated Fast Recovery Rectifier**

**Features**

- Sintered glass passivated (SGP) rectifier chip
- Capable of meeting environmental standards of MIL-S-19500
- For use in high frequency rectifier circuits
- Fast switching for high efficiency
- Typical IR less than 0.1µA
- High temperature soldering guaranteed: 260°C/10 seconds  
.0375" (9.5mm) lead length, 5lbs (2.3kg) tension
- RoHS Compliance



**DO-41  
(DO-204AL)**



**Mechanical Data**

<b>Case:</b>	JEDEC DO-204AL(DO-41) molded plastic body
<b>Epoxy:</b>	Plastic package has UL flammability classification 94V-0
<b>Terminals:</b>	Plated axial leads, solderable per MIL-STD-750, Method 2026
<b>Polarity:</b>	Color band denotes cathode end
<b>Weight:</b>	0.012 ounces, 0.3 gram

**Maximum Ratings and Electrical Characteristics** ( $T_A=25^{\circ}C$  unless noted otherwise)

Symbol	Description	RGP 10A	RGP 10B	RGP 10D	RGP 10G	RGP 10J	RGP 10JA	RGP 10K	RGP 10KA	RGP 10M	RGP 10MA	Unit	Conditions
<b>VRRM</b>	Maximum Repetitive Peak Reverse Voltage	50	100	200	400	600	600	800	800	1000	1000	V	
<b>VRMS</b>	Maximum RMS Voltage	35	70	140	280	420	420	560	560	700	700	V	
<b>VDC</b>	Maximum DC Blocking Voltage	50	100	200	400	600	600	800	800	1000	1000	V	
<b>IF(AV)</b>	Maximum Average Forward Rectified Current	1.0										A	0.375" (9.5mm) lead length(Fig.1)
<b>IFSM</b>	Peak Forward Surge Current	30										A	8.3ms single half sine-wave superimposed on rated load (JEDEC Method)

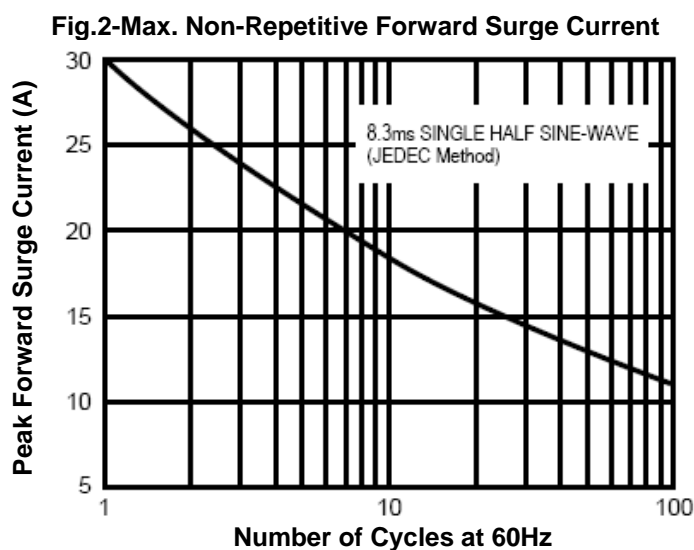
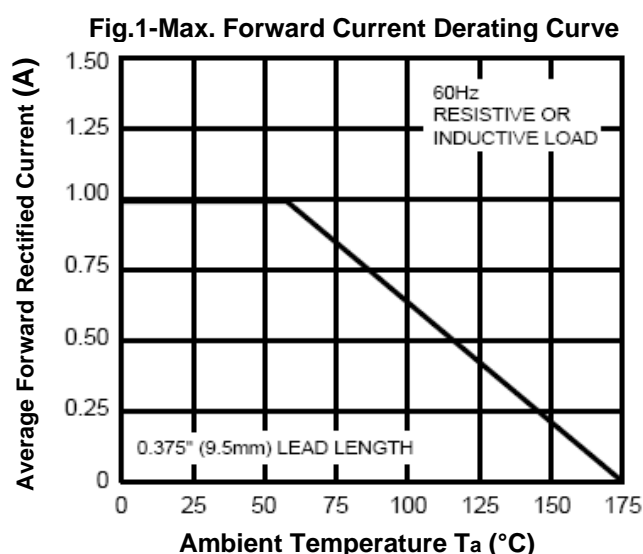
# 1.0A Sintered Glass Passivated Fast Recovery Rectifier

## RGP10A - RGP10MA

Symbol	Description	RGP 10A	RGP 10B	RGP 10D	RGP 10G	RGP 10J	RGP 10JA	RGP 10K	RGP 10KA	RGP 10M	RGP 10MA	Unit	Conditions
<b>V<sub>F</sub></b>	Maximum Instantaneous Forward Voltage	1.3										V	IF=1.0 A
<b>I<sub>R</sub></b>	Maximum DC Reverse Current at Rated DC Blocking Voltage	5										μA	TA=25° C
		30											TA=125° C
		50											TA=150° C
<b>T<sub>rr</sub></b>	Typical Reverse Recovery Time	150				250	150	500	300	500	300	nS	IF=0.5A, IR=1A, Irr=0.25A
<b>C<sub>J</sub></b>	Typical Junction Capacitance	15										pF	VR=4V, f=1MHz
<b>RthJA</b>	Typical Thermal Resistance	55										°C / W	Note
<b>T<sub>J</sub></b>	Operating Temperature range	-65 to +175										°C	
<b>T<sub>STG</sub></b>	Storage Temperature Range	-65 to +175											

**Note:** Thermal resistance from junction to ambient at 0.375" (9.5mm) lead lengths, P.C.B mounted.

### Typical Characteristics Curves



# 1.0A Sintered Glass Passivated Fast Recovery Rectifier

## RGP10A - RGP10MA

Fig.3- Typical Forward Characteristics

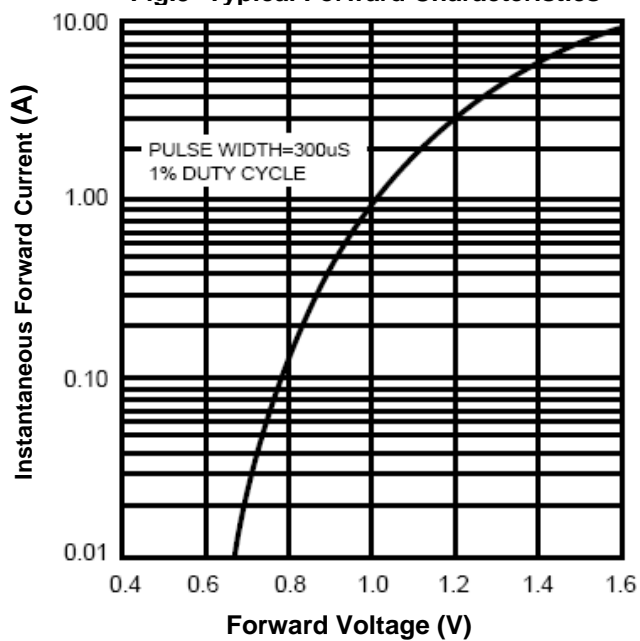


Fig.4-Typical Reverse Characteristics

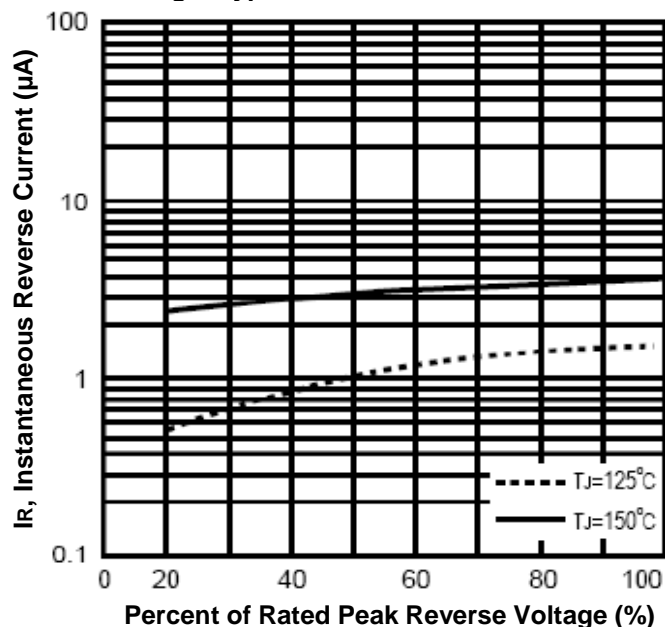
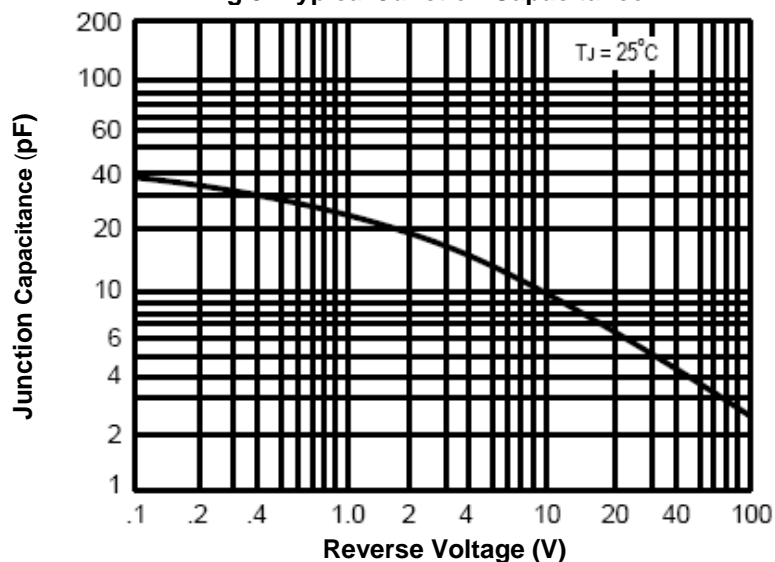


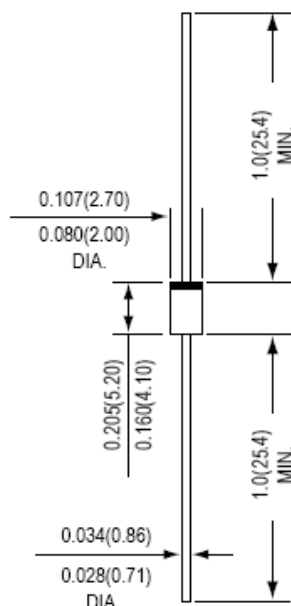
Fig.5- Typical Junction Capacitance



# 1.0A Sintered Glass Passivated Fast Recovery Rectifier

## RGP10A - RGP10MA

Dimensions in inches (mm)



**DO-41**  
**(DO-204AL)**

How to contact us:

### US HEADQUARTERS

28040 WEST HARRISON PARKWAY, VALENCIA, CA 91355-4162

Tel: (800) TAITRON (800) 824-8766 (661) 257-6060

Fax: (800) TAITFAX (800) 824-8329 (661) 257-6415

Email: [taitron@taitroncomponents.com](mailto:taitron@taitroncomponents.com)

Http://[www.taitroncomponents.com](http://www.taitroncomponents.com)

### TAITRON COMPONENTS MEXICO, S.A .DE C.V.

BOULEVARD CENTRAL 5000 INTERIOR 5 PARQUE INDUSTRIAL ATITALAQUIA, HIDALGO C.P.

42970 MEXICO

Tel: +52-55-5560-1519

Fax: +52-55-5560-2190

### TAITRON COMPONETS INCORPORATED E REPRESENTAÇÕES DO BRASIL LTDA

RUA DOMINGOS DE MORAIS, 2777, 2.ANDAR, SALA 24 SAÚDE - SÃO PAULO-SP 04035-001 BRAZIL

Tel: +55-11-5574-7949

Fax: +55-11-5572-0052

### TAITRON COMPONETS INCORPORATED, SHANGHAI REPRESENTATIVE OFFICE

METROBANK PLAZA, 1160 WEST YAN' AN ROAD, SUITE 1503, SHANGHAI, 200052, CHINA

Tel: +86-21-5424-9942

Fax: +86-21-5424-9931