


**SMCJ-HR Series**



**Agency Approvals**

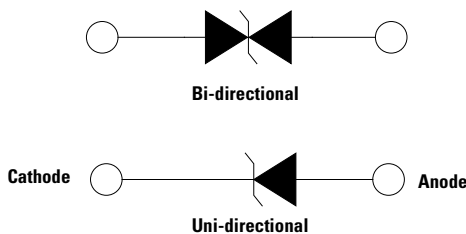
Agency	Agency File Number
	E230531

**Maximum Ratings and Thermal Characteristics**  
(T<sub>A</sub> = 25°C unless otherwise noted)

Parameter	Symbol	Value	Unit
Peak Pulse Power Dissipation at T <sub>A</sub> = 25°C by 10/1000µs waveform (Fig.1)(Note 1), (Note 2)	P <sub>PPM</sub>	1500	W
Power Dissipation on infinite heat sink at T <sub>A</sub> = 50°C	P <sub>M(AV)</sub>	6.5	W
Peak Forward Surge Current, 8.3ms Single Half Sine Wave (Note 3)	I <sub>FSM</sub>	200	A
Maximum Instantaneous Forward Voltage at 100A for Unidirectional only (Note 4)	V <sub>F</sub>	3.5/5.0	V
Operating Junction and Storage Temperature Range	T <sub>J</sub> , T <sub>STG</sub>	-65 to 150	°C
Typical Thermal Resistance Junction to Lead	R <sub>wJL</sub>	15	°C/W
Typical Thermal Resistance Junction to Ambient	R <sub>wJA</sub>	75	°C/W

**Notes:**  
 1. Non-repetitive current pulse, per Fig. 3 and derated above T<sub>A</sub> = 25°C per Fig. 2.  
 2. Mounted on copper pad area of 0.31x0.31" (8.0 x 8.0mm) to each terminal.  
 3. Measured on 8.3ms single half sine wave or equivalent square wave for unidirectional device only, duty cycle=4 per minute maximum.

**Functional Diagram**



**Description**

The SMCJ-HR High Reliability series is designed specifically to protect sensitive electronic equipment from voltage transients induced by lightning and other transient voltage events.


**Features**

- For surface mounted applications in order to optimize board space
- Low profile package
- Built-in strain relief
- V<sub>BR</sub> @T<sub>J</sub> = V<sub>BR</sub>@25°C x (1+αT x (T<sub>J</sub> - 25)) (αT: Temperature Coefficient)
- Glass passivated chip junction
- 1500W peak pulse power capability at 10/1000µs waveform, repetition rate (duty cycles): 0.01 %
- Fast response time: typically less than 1.0ps from 0V to BV min
- Excellent clamping capability
- Low incremental surge resistance
- Typical I<sub>R</sub> less than 1µA above 12V
- High Temperature soldering guaranteed: 260°C/40 seconds at terminals
- Plastic package has Underwriters laboratory flammability 94V-O
- Meet MSL level1, per J-STD-020, LF maximum peak of 260°C
- Matte tin lead-free plated
- Halogen free and RoHS compliant
- 2nd level interconnect is Pb-free per IPC/JEDEC J-STD-609A.01
- Recognized to UL 497B as an Isolated Loop Circuit Protector

**Applications**

TVS devices are ideal for the protection of I/O Interfaces, V<sub>CC</sub> bus and other vulnerable circuits used in Telecom, Computer, Industrial and Consumer electronic applications.

### Electrical Characteristics

Part Number (Uni)	Part Number (Bi)	Marking		Reverse Stand off Voltage $V_R$ (Volts)	Breakdown Voltage $V_{BR}$ (Volts) @ $I_T$		Test Current $I_T$ (mA)	Maximum Clamping Voltage $V_C$ @ $I_{PP}$ (V)	Maximum Peak Pulse Current $I_{PP}$ (A)	Maximum Reverse Leakage $I_R$ @ $V_R$ ( $\mu$ A)	Agency Approval 
		UNI	BI		MIN	MAX					
SMCJ5.0A-HR	SMCJ5.0CA-HR	GDE	BDE	5.0	6.40	7.00	10	9.2	163.0	800	X
SMCJ6.0A-HR	SMCJ6.0CA-HR	GDG	BDG	6.0	6.67	7.37	10	10.3	145.7	800	X
SMCJ6.5A-HR	SMCJ6.5CA-HR	GDK	BDK	6.5	7.22	7.98	10	11.2	134.0	500	X
SMCJ7.0A-HR	SMCJ7.0CA-HR	GDM	BDM	7.0	7.78	8.60	10	12.0	125.0	200	X
SMCJ7.5A-HR	SMCJ7.5CA-HR	GDP	BDP	7.5	8.33	9.21	1	12.9	116.3	100	X
SMCJ8.0A-HR	SMCJ8.0CA-HR	GDR	BDR	8.0	8.89	9.83	1	13.6	110.3	50	X
SMCJ8.5A-HR	SMCJ8.5CA-HR	GDT	BDT	8.5	9.44	10.40	1	14.4	104.2	20	X
SMCJ9.0A-HR	SMCJ9.0CA-HR	GDV	BDV	9.0	10.00	11.10	1	15.4	97.4	10	X
SMCJ10A-HR	SMCJ10CA-HR	GDX	BDX	10.0	11.10	12.30	1	17.0	88.3	5	X
SMCJ11A-HR	SMCJ11CA-HR	GDZ	BDZ	11.0	12.20	13.50	1	18.2	82.5	1	X
SMCJ12A-HR	SMCJ12CA-HR	GEE	BEE	12.0	13.30	14.70	1	19.9	75.4	1	X
SMCJ13A-HR	SMCJ13CA-HR	GEG	BEG	13.0	14.40	15.90	1	21.5	69.8	1	X
SMCJ14A-HR	SMCJ14CA-HR	GEK	BEK	14.0	15.60	17.20	1	23.2	64.7	1	X
SMCJ15A-HR	SMCJ15CA-HR	GEM	BEM	15.0	16.70	18.50	1	24.4	61.5	1	X
SMCJ16A-HR	SMCJ16CA-HR	GEP	BEP	16.0	17.80	19.70	1	26.0	57.7	1	X
SMCJ17A-HR	SMCJ17CA-HR	GER	BER	17.0	18.90	20.90	1	27.6	54.4	1	X
SMCJ18A-HR	SMCJ18CA-HR	GET	BET	18.0	20.00	22.10	1	29.2	51.4	1	X
SMCJ20A-HR	SMCJ20CA-HR	GEV	BEV	20.0	22.20	24.50	1	32.4	46.3	1	X
SMCJ22A-HR	SMCJ22CA-HR	GEX	BEX	22.0	24.40	26.90	1	35.5	42.3	1	X
SMCJ24A-HR	SMCJ24CA-HR	GEZ	BEZ	24.0	26.70	29.50	1	38.9	38.6	1	X
SMCJ26A-HR	SMCJ26CA-HR	GFE	BFE	26.0	28.90	31.90	1	42.1	35.7	1	X
SMCJ28A-HR	SMCJ28CA-HR	GFG	BFG	28.0	31.10	34.40	1	45.4	33.1	1	X
SMCJ30A-HR	SMCJ30CA-HR	GFK	BFK	30.0	33.30	36.80	1	48.4	31.0	1	X
SMCJ33A-HR	SMCJ33CA-HR	GFM	BFM	33.0	36.70	40.60	1	53.3	28.2	1	X
SMCJ36A-HR	SMCJ36CA-HR	GFP	BFP	36.0	40.00	44.20	1	58.1	25.9	1	X
SMCJ40A-HR	SMCJ40CA-HR	GFR	BFR	40.0	44.40	49.10	1	64.5	23.3	1	X
SMCJ43A-HR	SMCJ43CA-HR	GFT	BFT	43.0	47.80	52.80	1	69.4	21.7	1	X
SMCJ45A-HR	SMCJ45CA-HR	GFV	BFV	45.0	50.00	55.30	1	72.7	20.6	1	X
SMCJ48A-HR	SMCJ48CA-HR	GFX	BFX	48.0	53.30	58.90	1	77.4	19.4	1	X
SMCJ51A-HR	SMCJ51CA-HR	GFZ	BFZ	51.0	56.70	62.70	1	82.4	18.2	1	X
SMCJ54A-HR	SMCJ54CA-HR	GGE	BGE	54.0	60.00	66.30	1	87.1	17.3	1	X
SMCJ58A-HR	SMCJ58CA-HR	GGG	BGG	58.0	64.40	71.20	1	93.6	16.1	1	X
SMCJ60A-HR	SMCJ60CA-HR	GGK	BGK	60.0	66.70	73.70	1	96.8	15.5	1	X
SMCJ64A-HR	SMCJ64CA-HR	GGM	BGM	64.0	71.10	78.60	1	103.0	14.6	1	X
SMCJ70A-HR	SMCJ70CA-HR	GGP	BGP	70.0	77.80	86.00	1	113.0	13.3	1	X
SMCJ75A-HR	SMCJ75CA-HR	GGR	BGR	75.0	83.30	92.10	1	121.0	12.4	1	X
SMCJ78A-HR	SMCJ78CA-HR	GGT	BGT	78.0	86.70	95.80	1	126.0	11.9	1	X
SMCJ85A-HR	SMCJ85CA-HR	GGV	BGV	85.0	94.40	104.00	1	137.0	11.0	1	X
SMCJ90A-HR	SMCJ90CA-HR	GGX	BGX	90.0	100.00	111.00	1	146.0	10.3	1	X
SMCJ100A-HR	SMCJ100CA-HR	GGZ	BGZ	100.0	111.00	123.00	1	162.0	9.3	1	X
SMCJ110A-HR	SMCJ110CA-HR	GHE	BHE	110.0	122.00	135.00	1	177.0	8.5	1	X
SMCJ120A-HR	SMCJ120CA-HR	GHG	BHG	120.0	133.00	147.00	1	193.0	7.8	1	X
SMCJ130A-HR	SMCJ130CA-HR	GHK	BHK	130.0	144.00	159.00	1	209.0	7.2	1	X
SMCJ150A-HR	SMCJ150CA-HR	GHM	BHM	150.0	167.00	185.00	1	243.0	6.2	1	X
SMCJ154A-HR	SMCJ154CA-HR	GHN	BHN	154	172	190	1	249	6.1	1	-
SMCJ160A-HR	SMCJ160CA-HR	GHP	BHP	160.0	178.00	197.00	1	259.0	5.8	1	X
SMCJ170A-HR	SMCJ170CA-HR	GHR	BHR	170.0	189.00	209.00	1	275.0	5.5	1	X

**Note:**

1. Each lot of parts will pass group B test requirement.

### Screen Process

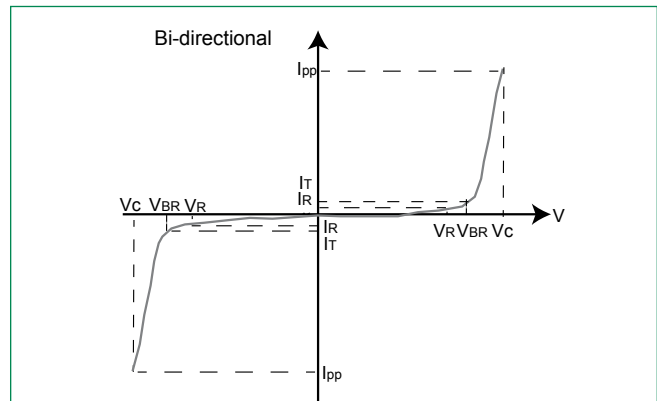
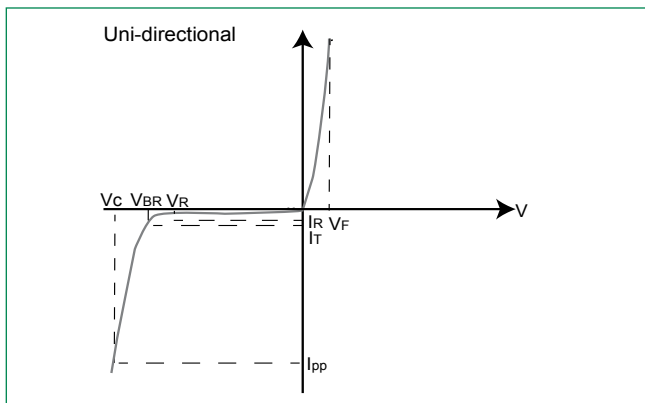
100% vision inspection	MIL-STD-750 method 2074
100% High Temperature Storage Life (168hrs, 150C)	MIL-STD-750 method 1031
100% X-RAY inspection	MIL-STD-750 method 2076
100% Temperature cycle test (-55-150C, 20 cycles, dwell time 15 min)	MIL-STD-750 method 1051
100% Reflow (2X)	JEDEC J-STD-020
100% surge test (2x)	MIL-STD-750 method 4066
100% HTRB(150C, Bias=VR(80% breakdown voltage), 96hrs), for Bi-direction products, 96hrs for each direction	MIL-STD-750 method 1038
Final electrical test( 100% 3 sigma limit, 100% dynamic test and PAT limit)	MIL-STD-750 method 4016.4021.4011

Note: Up-screen program can be specified by customer's request via contacting Littelfuse service

### Group B Test Requirement

Screen	Method	Condition	Requirement
Surge test	10/1000 $\mu$ s Peak Pluse Waveform	Maximum Clamping Voltage ( $V_C$ ) @ Peak Plus Current ( $I_{pp}$ )	Sample size 45 perform 10x Accept 0 failures
Burn - In (HTRB)	MIL-STD-750, Method 1038.5	Applied Voltage 100% $V_R$ @ 150°C	Sample size 45 340 hours (680 hours for bi-direction products, each direction 340 hours) Accept 0 failures
Electrical test	--	$I_R$ @ $V_R$ , $V_{BR}$ @ $I_T$	Sample size 45 Accept 0 failures

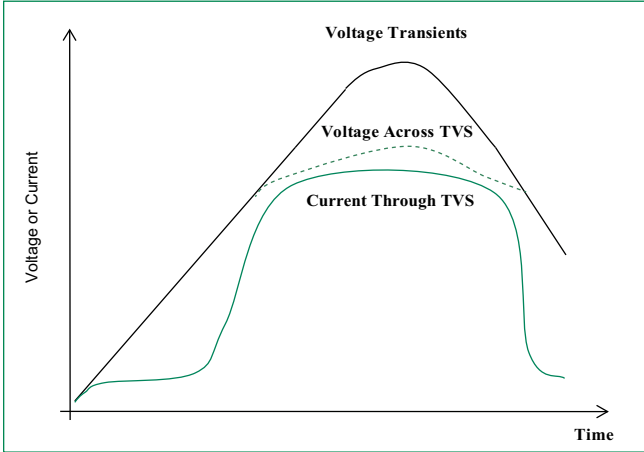
### I-V Curve Characteristics



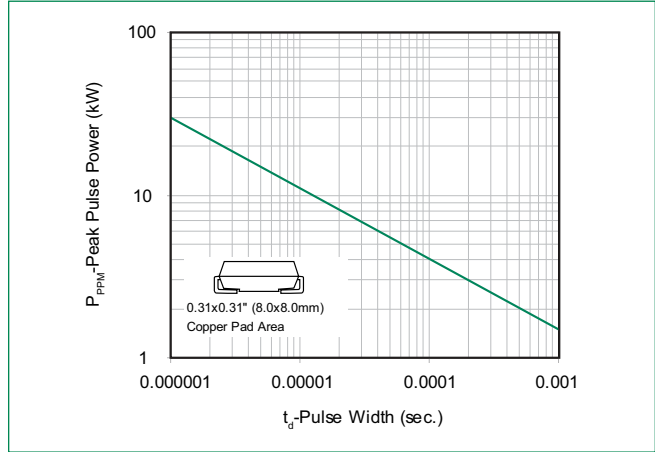
- $P_{PPM}$  **Peak Pulse Power Dissipation** -- Max power dissipation
- $V_R$  **Stand-off Voltage** -- Maximum voltage that can be applied to the TVS without operation
- $V_{BR}$  **Breakdown Voltage** -- Maximum voltage that flows through the TVS at a specified test current ( $I_T$ )
- $V_C$  **Clamping Voltage** -- Peak voltage measured across the suppressor at a specified  $I_{pp}$  (peak impulse current)
- $I_R$  **Reverse Leakage Current** -- Current measured at  $V_R$
- $V_F$  **Forward Voltage Drop for Uni-directional**

**Ratings and Characteristic Curves** ( $T_A=25^\circ\text{C}$  unless otherwise noted)

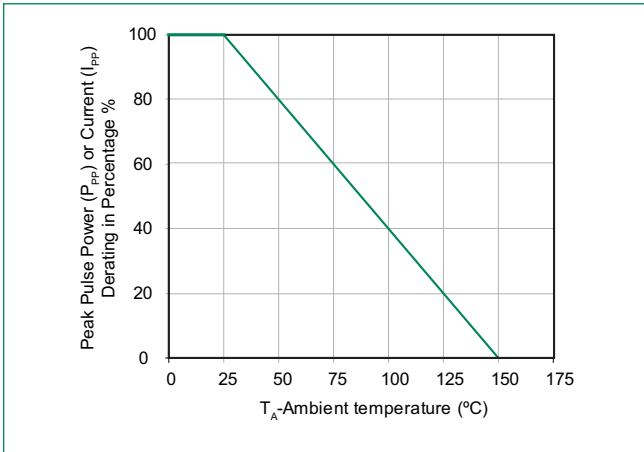
**Figure 1 - TVS Transients Clamping Waveform**



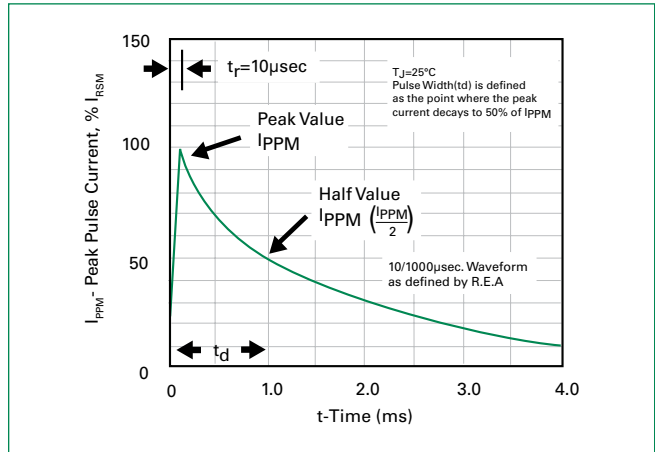
**Figure 2 - Peak Pulse Power Rating**



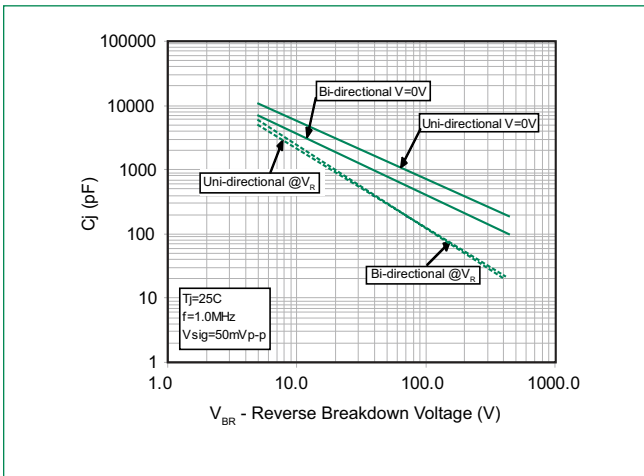
**Figure 3 - Pulse Derating Curve**



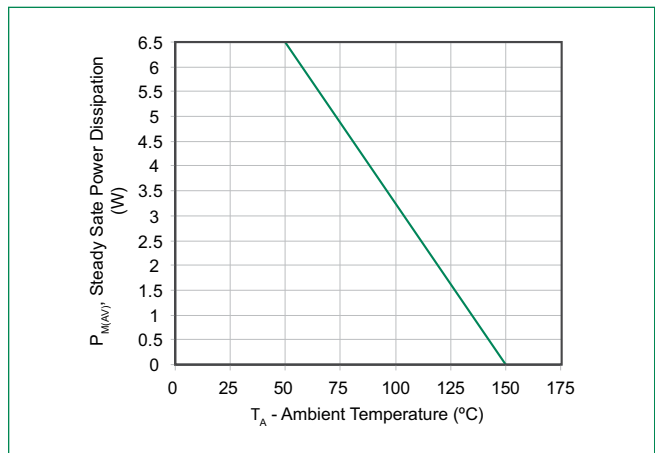
**Figure 4 - Pulse Waveform**



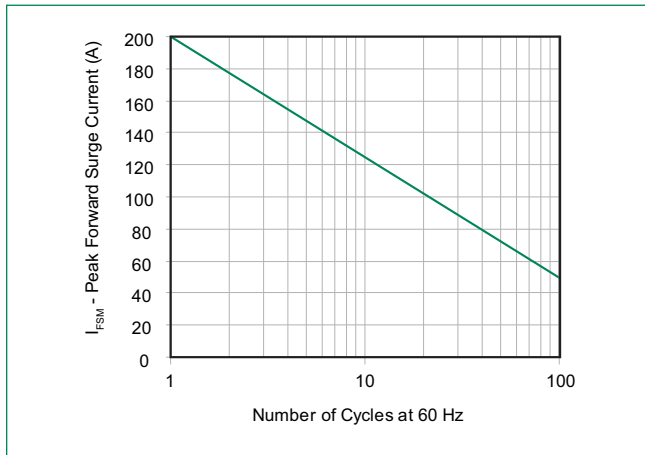
**Figure 5 - Typical Junction Capacitance**



**Figure 6 - Steady State Power Dissipation Derating Curve**

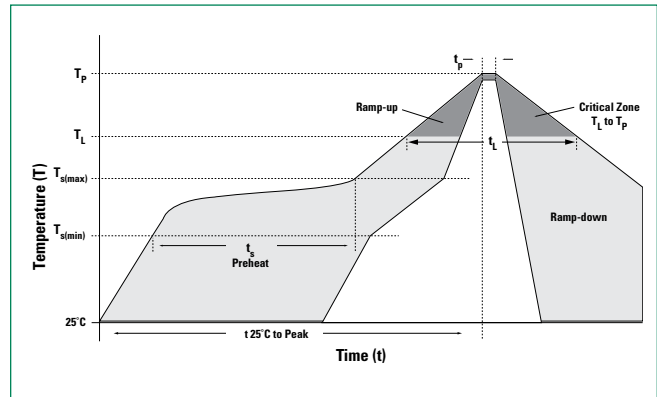


**Figure 7 - Maximum Non-Repetitive Peak Forward Surge Current Uni-Directional Only**



**Soldering Parameters**

<b>Reflow Condition</b>		Lead-free assembly
<b>Pre Heat</b>	- Temperature Min ( $T_{s(min)}$ )	150°C
	- Temperature Max ( $T_{s(max)}$ )	200°C
	- Time (min to max) ( $t_s$ )	60 – 180 secs
<b>Average ramp up rate (Liquidus Temp (<math>T_L</math>) to peak)</b>		3°C/second max
<b><math>T_{S(max)}</math> to <math>T_L</math> - Ramp-up Rate</b>		3°C/second max
<b>Reflow</b>	- Temperature ( $T_L$ ) (Liquidus)	217°C
	- Time (min to max) ( $t_s$ )	60 – 150 seconds
<b>Peak Temperature (<math>T_p</math>)</b>		260 <sup>+0.5</sup> °C
<b>Time within 5°C of actual peak Temperature (<math>t_p</math>)</b>		20 – 40 seconds
<b>Ramp-down Rate</b>		6°C/second max
<b>Time 25°C to peak Temperature (<math>T_p</math>)</b>		8 minutes Max.
<b>Do not exceed</b>		280°C



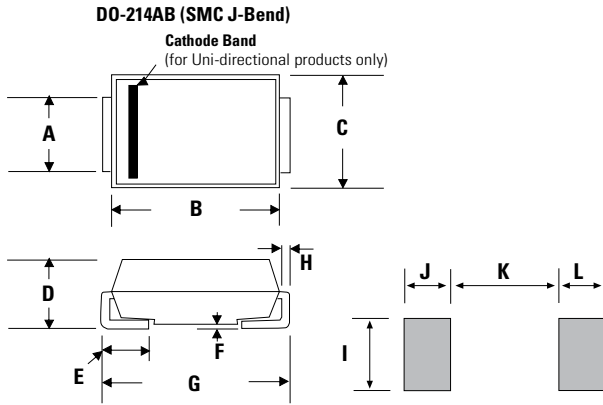
**Physical Specifications**

<b>Weight</b>	0.007 ounce, 0.21 grams
<b>Case</b>	JEDEC DO214AB. Molded plastic body over glass passivated junction
<b>Polarity</b>	Color band denotes positive end (cathode) except Bidirectional.
<b>Terminal</b>	Matte Tin-plated leads, Solderable per JESD22-B102

**Environmental Specifications**

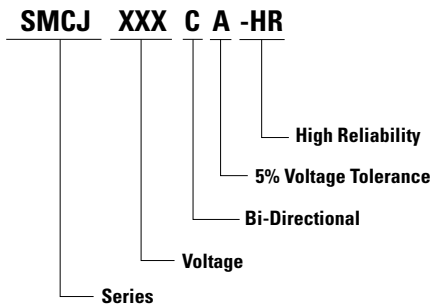
<b>High Temp. Storage</b>	JESD22-A103
<b>HTRB</b>	JESD22-A108
<b>Thermal Shock</b>	JESD22-A106
<b>MSL</b>	JEDEC-J-STD-020, Level 1
<b>H3TRB</b>	JESD22-A101
<b>RSH</b>	JESD22-B106

### Dimensions

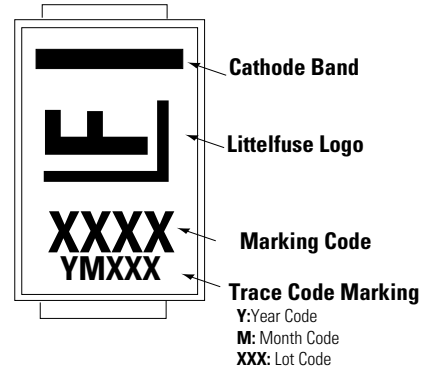


Dimensions	Inches		Millimeters	
	Min	Max	Min	Max
A	0.114	0.126	2.900	3.200
B	0.260	0.280	6.600	7.110
C	0.220	0.245	5.590	6.220
D	0.079	0.103	2.060	2.620
E	0.030	0.060	0.760	1.520
F	0.002	0.008	0.051	0.203
G	0.305	0.320	7.750	8.130
H	0.006	0.012	0.152	0.305
I	0.129	-	3.300	-
J	0.094	-	2.400	-
K	-	0.165	-	4.200
L	0.094	-	2.400	-

### Part Numbering System



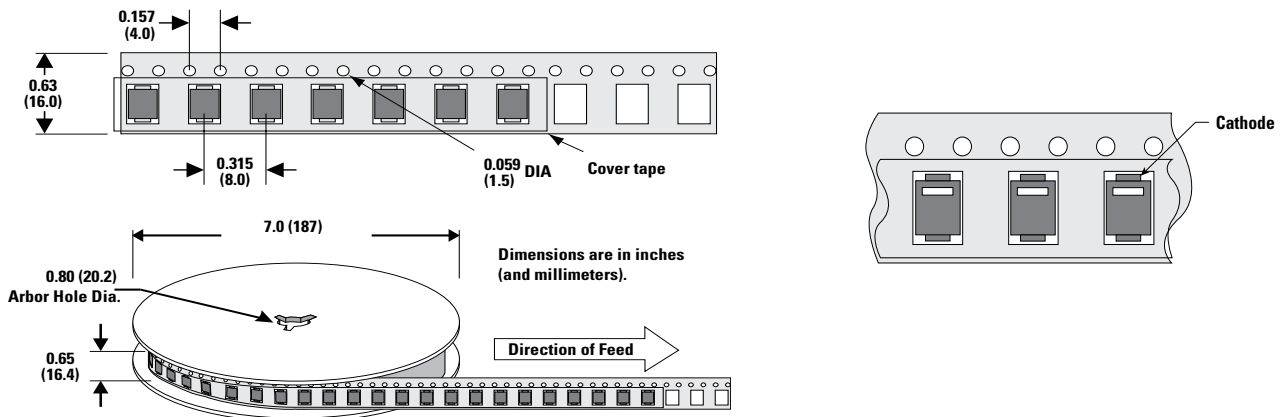
### Part Marking System



### Packaging

Part number	Component Package	Quantity	Packaging Option	Packaging Specification
SMCJxxxXX-HR	DO-214AB	500	Tape & Reel – 16mm tape/7" reel	EIA STD RS-481

### Tape and Reel Specification



**Disclaimer Notice** - Information furnished is believed to be accurate and reliable. However, users should independently evaluate the suitability of and test each product selected for their own applications. Littelfuse products are not designed for, and may not be used in, all applications. Read complete Disclaimer Notice at: [www.littelfuse.com/disclaimer-electronics](http://www.littelfuse.com/disclaimer-electronics)

# Mouser Electronics

Authorized Distributor

Click to View Pricing, Inventory, Delivery & Lifecycle Information:

## Littelfuse:

[SMCJ8.5CA-HR](#) [SMCJ7.5A-HR](#) [SMCJ8.5A-HR](#) [SMCJ5.0A-HR](#) [SMCJ6.5A-HR](#) [SMCJ6.0A-HR](#) [SMCJ7.5CA-HR](#)  
[SMCJ8.0CA-HR](#) [SMCJ5.0CA-HR](#) [SMCJ6.5CA-HR](#) [SMCJ7.0A-HR](#) [SMCJ6.0CA-HR](#) [SMCJ9.0CA-HR](#) [SMCJ7.0CA-](#)  
[HR](#) [SMCJ8.0A-HR](#) [SMCJ9.0A-HR](#) [SMCJ130CA-HR](#) [SMCJ130A-HR](#) [SMCJ13CA-HR](#) [SMCJ13A-HR](#) [SMCJ64CA-HR](#)  
[SMCJ43CA-HR](#) [SMCJ64A-HR](#) [SMCJ78A-HR](#) [SMCJ51CA-HR](#) [SMCJ48A-HR](#) [SMCJ17CA-HR](#) [SMCJ110A-HR](#)  
[SMCJ100CA-HR](#) [SMCJ170A-HR](#) [SMCJ15CA-HR](#) [SMCJ20A-HR](#) [SMCJ28CA-HR](#) [SMCJ75CA-HR](#) [SMCJ40A-HR](#)  
[SMCJ36CA-HR](#) [SMCJ70A-HR](#) [SMCJ28A-HR](#) [SMCJ150CA-HR](#) [SMCJ60CA-HR](#) [SMCJ90A-HR](#) [SMCJ85A-HR](#)  
[SMCJ18CA-HR](#) [SMCJ58CA-HR](#) [SMCJ24A-HR](#) [SMCJ12A-HR](#) [SMCJ110CA-HR](#) [SMCJ14CA-HR](#) [SMCJ12CA-HR](#)  
[SMCJ90CA-HR](#) [SMCJ54CA-HR](#) [SMCJ45A-HR](#) [SMCJ48CA-HR](#) [SMCJ160CA-HR](#) [SMCJ26A-HR](#) [SMCJ26CA-HR](#)  
[SMCJ11A-HR](#) [SMCJ22CA-HR](#) [SMCJ24CA-HR](#) [SMCJ20CA-HR](#) [SMCJ54A-HR](#) [SMCJ33A-HR](#) [SMCJ75A-HR](#)  
[SMCJ78CA-HR](#) [SMCJ30A-HR](#) [SMCJ11CA-HR](#) [SMCJ10CA-HR](#) [SMCJ10A-HR](#) [SMCJ43A-HR](#) [SMCJ100A-HR](#)  
[SMCJ120CA-HR](#) [SMCJ36A-HR](#) [SMCJ30CA-HR](#) [SMCJ58A-HR](#) [SMCJ45CA-HR](#) [SMCJ51A-HR](#) [SMCJ33CA-HR](#)  
[SMCJ22A-HR](#) [SMCJ150A-HR](#) [SMCJ85CA-HR](#) [SMCJ70CA-HR](#) [SMCJ40CA-HR](#) [SMCJ60A-HR](#) [SMCJ14A-HR](#)  
[SMCJ160A-HR](#) [SMCJ16A-HR](#) [SMCJ170CA-HR](#) [SMCJ15A-HR](#) [SMCJ18A-HR](#) [SMCJ16CA-HR](#) [SMCJ120A-HR](#)  
[SMCJ17A-HR](#)