

AK03 - AK04

PRV : 30 - 40 Volts
I_o : 1.0 Amperes

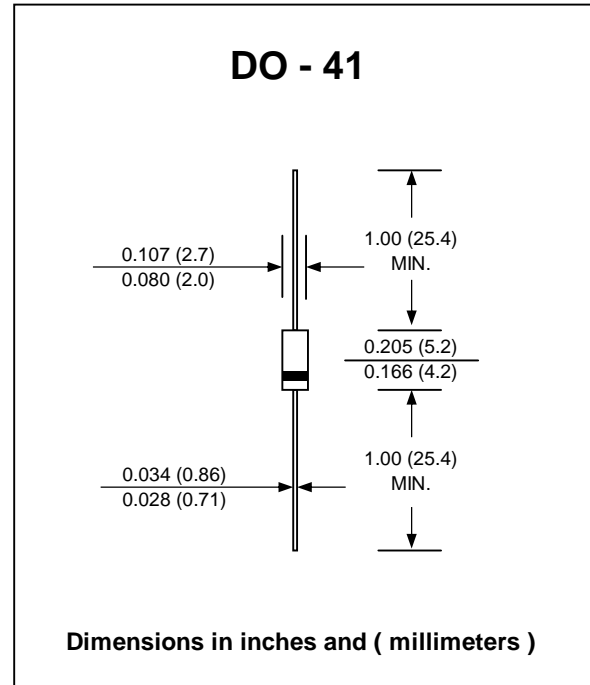
FEATURES :

- * High current capability
- * High surge current capability
- * High reliability
- * High efficiency
- * Low power loss
- * Low forward voltage drop
- * Low cost
- * Pb / RoHS Free

MECHANICAL DATA :

- * Case : DO-41 Molded plastic
- * Epoxy : UL94V-O rate flame retardant
- * Lead : Axial lead solderable per MIL-STD-202, Method 208 guaranteed
- * Polarity : Color band denotes cathode end
- * Mounting position : Any
- * Weight : 0.339 gram

SCHOTTKY BARRIER DIODE



MAXIMUM RATINGS AND ELECTRICAL CHARACTERISTICS

Rating at 25 °C ambient temperature unless otherwise specified.
Single phase, half wave, 60 Hz, resistive or inductive load.
For capacitive load, derate current by 20%.

RATING	SYMBOL	AK03	AK04	UNIT
Maximum Recurrent Peak Reverse Voltage	V _R RRM	30	40	V
Maximum Peak Reverse Surge Voltage	V _R RSM	35	45	V
Maximum Average Forward Current	I _F (AV)	1.0		A
Maximum Peak Forward Surge Current (50 Hz, Half-cycle, Sine wave, Single Shot)	I _F SM	25		A
Maximum Forward Voltage at I _F = 1A	V _F	0.55		V
Maximum Reverse Current at V _R = V _R RRM T _a = 25 °C	I _R	1.0		mA
Maximum Reverse Current at V _R = V _R RRM T _j = 100 °C	I _R (H)	50		mA
Junction Temperature Range	T _J	- 40 to + 125		°C
Storage Temperature Range	T _{STG}	- 40 to + 125		°C

RATING AND CHARACTERISTIC CURVES (AK03 - AK04)

FIG.1 - FORWARD CURRENT DERATING CURVE

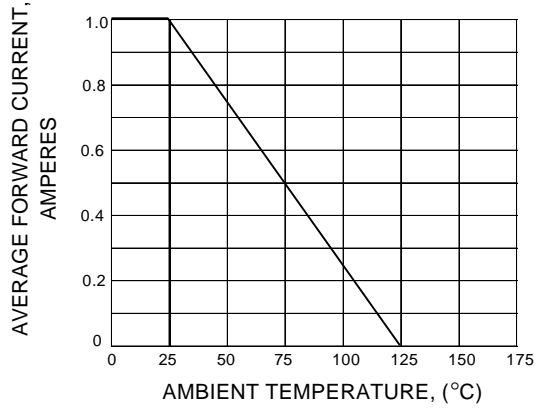


FIG.2 - MAXIMUM NON-REPETITIVE PEAK FORWARD SURGE CURRENT

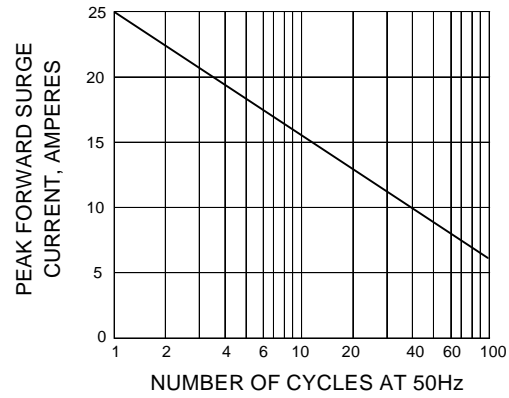


FIG.3 - TYPICAL FORWARD CHARACTERISTICS

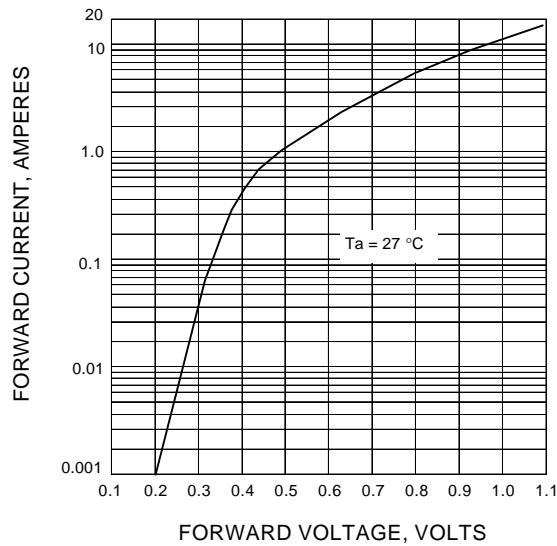


FIG.4 - TYPICAL REVERSE CHARACTERISTICS

