



Micro Commercial Components

Micro Commercial Components  
 20736 Marilla Street Chatsworth  
 CA 91311  
 Phone: (818) 701-4933  
 Fax: (818) 701-4939

**1F1  
 THRU  
 1F7**

**Features**

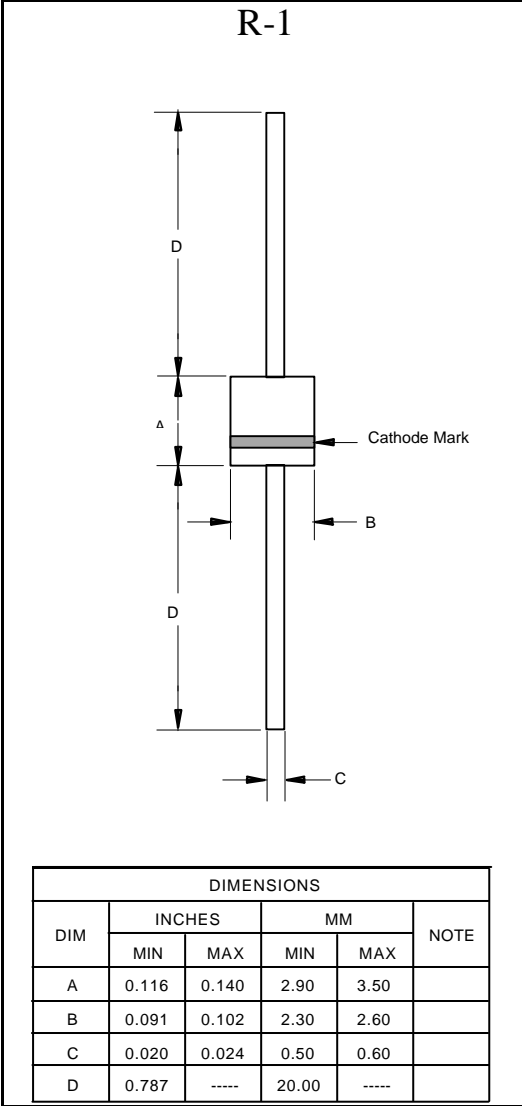
- Lead Free Finish/RoHS Compliant(Note 1) ("P" Suffix designates RoHS Compliant. See ordering information)
- Case Material: Molded Plastic. UL Flammability Classification Rating 94V-0 and MSL Rating 1
- Marking : Cathode band and type number
- Fast Switching for High Efficiency and Low Leakage

**1.0 Amp Fast  
 Recovery Plastic  
 Rectifier  
 50 to 1000 Volts**

**Maximum Ratings**

- Operating Temperature: -55°C to +150°C
- Storage Temperature: -55°C to +150°C
- For capacitive load. Derate current by 20%
- Typical Thermal Resistance: 67°C/W Junction to Ambient.

MCC Part Number	Maximum Recurrent Peak Reverse Voltage	Maximum RMS Voltage	Maximum DC Blocking Voltage
1F1	50V	35V	50V
1F2	100V	70V	100V
1F3	200V	140V	200V
1F4	400V	280V	400V
1F5	600V	420V	600V
1F6	800V	560V	800V
1F7	1000V	700V	1000V



**Electrical Characteristics @ 25°C Unless Otherwise Specified**

Average Forward Current	$I_{F(AV)}$	1.0 A	$T_C = 55^\circ C$
Peak Forward Surge Current	$I_{FSM}$	30A	8.3ms, half sine
Maximum Instantaneous Forward Voltage	$V_F$	1.3V	$I_{FM} = 1.0A;$ $T_C = 25^\circ C$
Maximum DC Reverse Current At Rated DC Blocking Voltage	$I_R$	5.0 $\mu$ A 500uA	$T_C = 25^\circ C$ $T_C = 100^\circ C$
Typical Junction Capacitance	$C_J$	12pF	Measured at 1.0MHz, $V_R=4.0V$
Maximum Reverse Recovery Time	$t_{rr}$	150ns 250ns 500ns	$I_F=0.5A,$ $I_R=1A,$ $t_r=0.25A$
		1F1-1F4	
		1F5	
		1F6-1F7	

Notes:1.High Temperature Solder Exemption Applied, see EU Directive Annex 7.

# 1F1 thru 1F7

FIG. 1 - TYPICAL FORWARD CURRENT DERATING CURVE

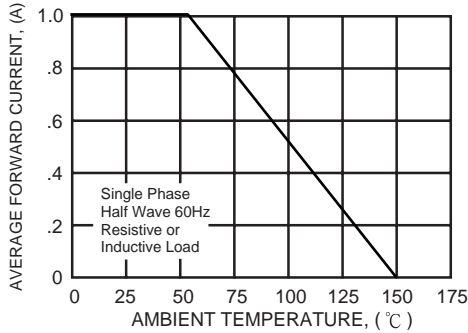


FIG. 2 - MAXIMUM NON-REPETITIVE FORWARD SURGE CURRENT

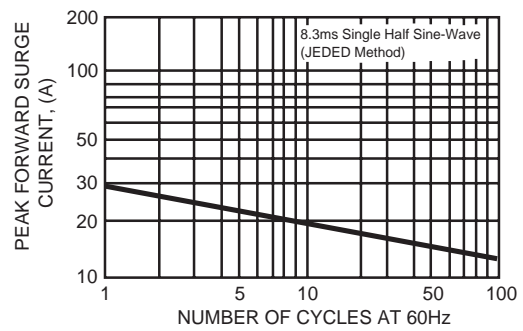


FIG. 3 - TYPICAL INSTANTANEOUS FORWARD CHARACTERISTICS

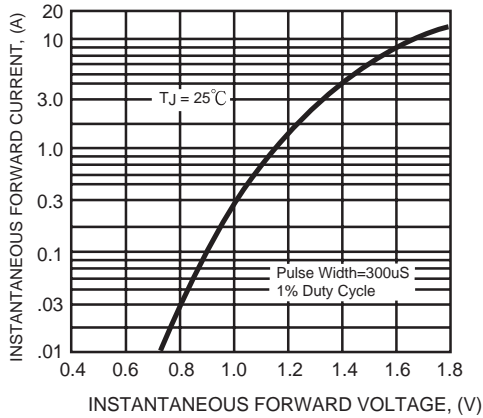


FIG. 4 - TYPICAL REVERSE CHARACTERISTICS

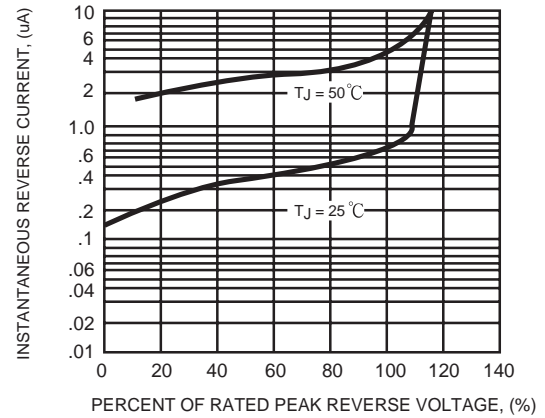


FIG. 5 - TYPICAL JUNCTION CAPACITANCE

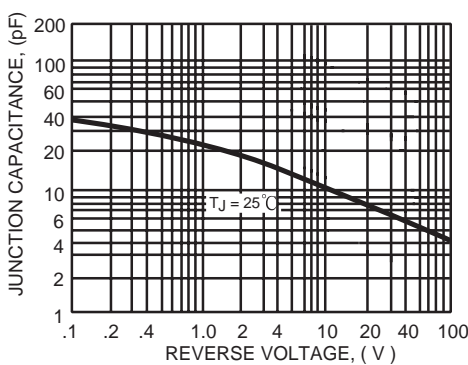
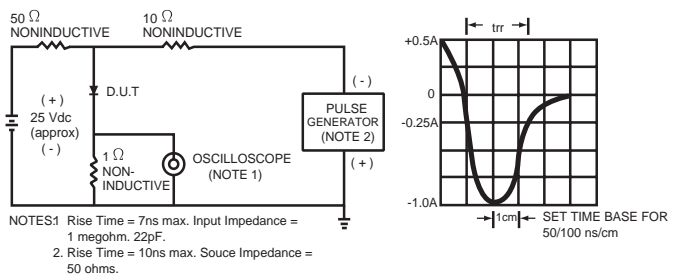


FIG. 6 - TEST CIRCUIT DIAGRAM AND REVERSE RECOVERY TIME CHARACTERISTIC





TM

Micro Commercial Components  
**Ordering Information**

Device	Packing
(Part Number)-TP	Tape&Reel; 5Kpcs/Reel
(Part Number)-AP	Ammo Packing;3Kpcs/AmmoBox
(Part Number)-BP	Bulk;1Kpcs/Box

**\*\*\*IMPORTANT NOTICE\*\*\***

*Micro Commercial Components Corp.* reserve the right to make changes without further notice to any product herein to make corrections, modifications , enhancements , improvements , or other changes .  
*Micro Commercial Components Corp.* does not assume any liability arising out of the application or use of any product described herein; neither does it convey any license under its patent rights ,nor the rights of others . The user of products in such applications shall assume all risks of such use and will agree to hold *Micro Commercial Components Corp.* and all the companies whose products are represented on our website, harmless against all damages.

**\*\*\*APPLICATIONS DISCLAIMER\*\*\***

Products offer by *Micro Commercial Components Corp.* are not intended for use in Medical, Aerospace or Military Applications.