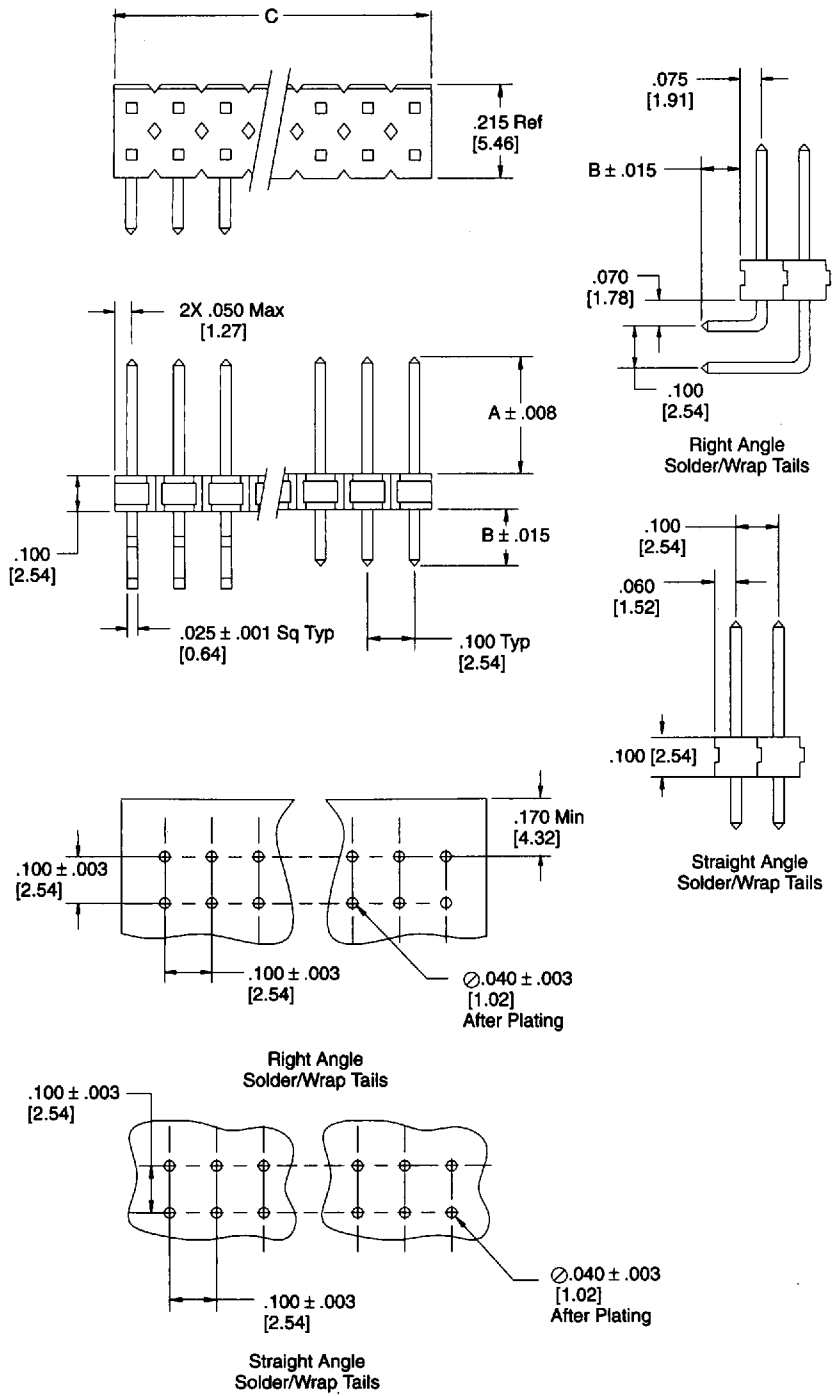


.100" × .100" Pin Strip Header

.235"/.318" Mating Length, Straight & Right Angle Solder/Wrap Tails

929 Series

Two Row



Pin Quantity	Total Pin Qty	Dimension C (See Note 1)
01	02	0.10 [2.5]
02	04	0.20 [5.1]
03	06	0.30 [7.6]
04	08	0.40 [10.2]
05	10	0.50 [12.7]
06	12	0.60 [15.2]
07	14	0.70 [17.8]
08	16	0.80 [20.3]
09	18	0.90 [22.9]
10	20	1.00 [25.4]
11	22	1.10 [27.9]
12	24	1.20 [30.5]
13	26	1.30 [33.0]
14	28	1.40 [35.6]
15	30	1.50 [38.1]
16	32	1.60 [40.6]
17	34	1.70 [43.2]
18	36	1.80 [45.7]
19	38	1.90 [48.3]
20	40	2.00 [50.8]
21	42	2.10 [53.3]
22	44	2.20 [55.9]
23	46	2.30 [58.4]
24	48	2.40 [60.1]
25	50	2.50 [63.5]
26	52	2.60 [66.0]
27	54	2.70 [68.6]
28	56	2.80 [71.1]
29	58	2.90 [73.7]
30	60	3.00 [76.2]
31	62	3.10 [78.7]
32	64	3.20 [81.3]
33	66	3.30 [83.8]
34	68	3.40 [86.4]
35	70	3.50 [88.9]
36	72	3.60 [91.4]

Inch [mm]

Tolerance Unless Noted			
	.0	.00	.000
Inch	± .1	± .01	± .005

[] Dimensions for Reference only

Notes:

1. Dimension C is a maximum when the pin strip is cut to length, not when the strip is broken to length.
2. Board pin retention feature available: Change from "929" to "9R9" when ordering.

TS-0769-01
Sheet 4 of 5

.100" × .100" Pin Strip Header

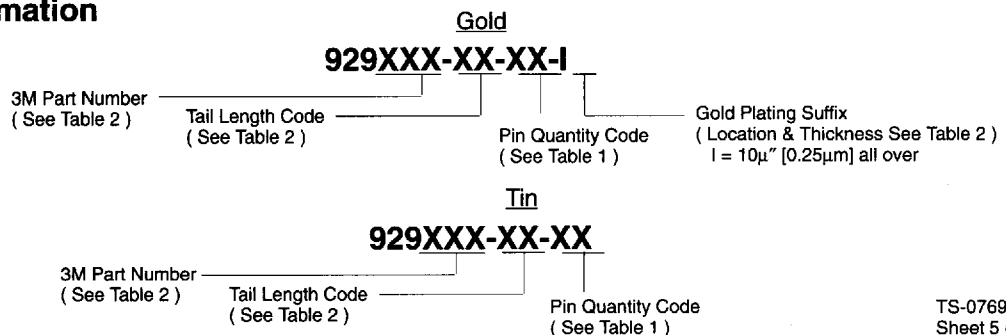
.235"/.318" Mating Length, Straight & Right Angle Solder/Wrap Tails

929 Series

Table 2					
Plating	3M Part Number	Tail Length Code	Dimensions		Available Plating Suffix
			A	B	
Gold	929665 Straight	01	0.235 [5.97]	0.110 [2.79]	I
		09		0.145 [3.68]	I
		02		0.210 [5.33]	I
		08		0.310 [7.87]	I
		03		0.410 [10.41]	I
		04		0.510 [12.95]	I
		05		0.610 [15.49]	I
	929715 Straight	01	0.318 [8.08]	0.110 [2.79]	I
		11		0.125 [3.18]	I
		10		0.175 [4.45]	I
		03		0.410 [10.41]	I
		06		0.710 [18.03]	I
	929667 Right Anlge	01	0.235 [5.97]	0.110 [2.79]	I
		04		0.145 [3.68]	I
		02		0.405 [10.29]	I
	929745 Right Angle	01	0.318 [8.08]	0.100 [2.79]	I
		02		0.405 [10.29]	I
	Tin	929836 Straight	01	0.235 [5.97]	0.110 [2.79]
09			0.145 [3.68]		
02			0.210 [5.33]		
08			0.310 [7.87]		
03			0.410 [10.41]		
04			0.510 [12.95]		
05			0.610 [15.49]		
929710 Straight		01	0.318 [8.08]	0.110 [2.79]	
		11		0.125 [3.18]	
		09		0.145 [3.68]	
		10		0.175 [4.45]	
		03		0.410 [10.41]	
		06		0.710 [18.03]	
929838 Right Angle		01	0.235 [5.97]	0.110 [2.79]	
		04		0.145 [3.68]	
	02	0.405 [10.29]			

Two Row

Ordering Information



TS-0769-01
Sheet 5 of 5

3M Electronic Products Division

<http://www.3M.com/interconnects/>

203

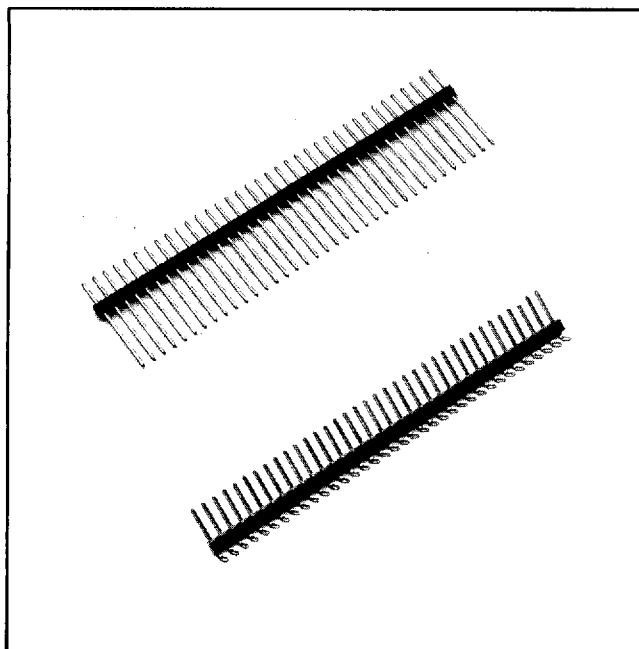
For technical, sales or ordering information call
800-225-5373

D 19F ■ 9035312 0004399 7T9 ■

.100" and .100" × .100" Pin Strip Header

.235"/.318" Mating Length, Straight & Right Angle Solder/Wrap Tails

929 Series



- Tin lead or gold plating available
- Board pin retention feature available
- Choice of tail lengths available for solder, wire, wrap, or board stacking
- Stackable

TS-0769-01
Sheet 1 of 5

72

Physical

Insulation

Material: Glass Filled Polyester (PBT)
Flammability: UL 94V-0
Color: Black

Contact

Material: Copper Alloy
Plating
Underplate: Nickel — QQ-N-290, Class 2
Wiping Area & Solder Tails: Gold — MIL-G-45204, Type II, Grade C or
100μ" [2.54μm] Tin Lead — MIL-P-81728

Note: The location and thickness of the contact plating is determined by the part number. Refer to ordering information.

Electrical

Current Rating: 2.5 A
Insulation Resistance: $>5 \times 10^9 \Omega$ at 500 VDC
Withstanding Voltage: 1500 Vrms at Sea Level

Environmental

Temperature Rating: -40°C to $+105^\circ\text{C}$

UL File No.: E68080

3M Electronic Products Division

D 19F ■ 9035312 0004395 053 ■

<http://www.3M.com/interconnects/>

199

For technical, sales or ordering information call
800-225-5373