



BAS70W SERIES

SURFACE MOUNT SCHOTTKY DIODES

VOLTAGE 70 Volts **CURRENT** 0.2 Amperes

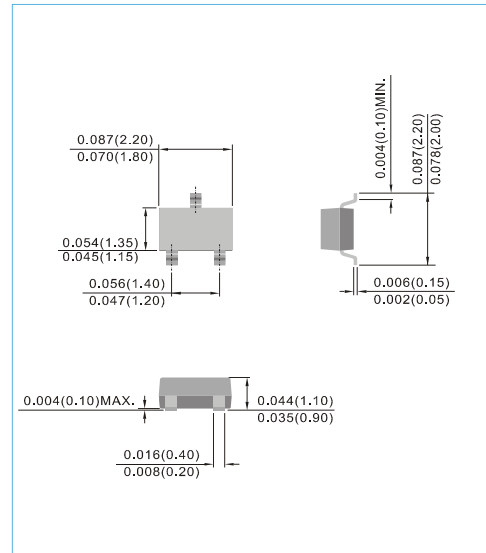
SOT-323 Unit : inch(mm)

FEATURES

- Fast switching speed
- Surface mount package ideally suited for automatic insertion
Electrical identical standard JEDEC
- High conductor
- Lead free in comply with EU RoHS 2002/95/EC directives.
- Green molding compound as per IEC61249 Std. . (Halogen Free)

MECHANICAL DATA

- Case: SOT-323, Plastic
- Terminals: Solderable per MIL-STD-750, Method 2026
- Approx. Weight: 0.0002 ounces, 0.005 grams

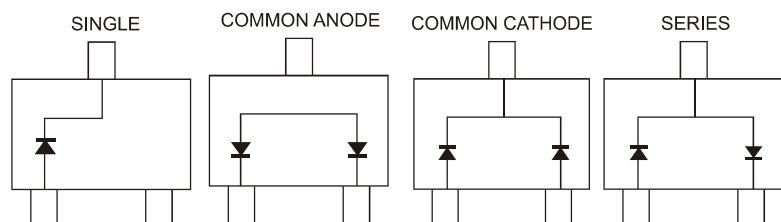


ABSOLUTE RATINGS (TA=25°C unless otherwise noted)

PARAMETER	SYMBOL	VALUE	UNITS
Reverse Voltage	V_R	70	V
Peak Reverse Voltage	V_{RRM}	70	V
Average Rectified Current at Temp=25°C	$I_{F(AV)}$	0.2	A
Non-repetitive Peak Forward Surge Current at t=1.0 s	I_{FSM}	0.6	A

THERMAL CHARACTERISTICS (TA=25°C unless otherwise noted)

PARAMETER	SYMBOL	BAS70W	BAS70AW	BAS70CW	BAS70SW	UNITS
Marking Code	-	A70	A72	A73	A74	-
Power Dissipation	P_{TOT}	225				mW
Thermal Resistance , Junction to Ambient	$R_{\theta JA}$	556				°CW
Junction Temperature	T_J	150				°C
Storage Temperature at Temp=25°C	T_{STG}	-55 to 150				°C
Circuit Figure	-	SINGLE	COMMON ANODE	COMMON CATHODE	SERIES	-





BAS70W SERIES

ELECTRICAL CHARACTERISTICS (T_A=25°C unless otherwise noted)

PARAMETER	SYMBOL	TEST CONDITION	MIN.	TYP.	MAX.	UNITS
Reverse Breakdown Voltage	V _(BR)	I _R =10 uA	70	--	--	V
Reverse Current	I _R	V _R =70 V V _R =50 V	--	--	10 0.1	uA
Forward Voltage	V _F	I _F =1.0mA I _F =10mA I _F =15mA	--	--	0.41 0.75 1.00	V
Junction Capacitance	C _J	V _R =0V, f=1.0MHz	--	--	2.0	pF

RATING AND CHARACTERISTIC CURVES

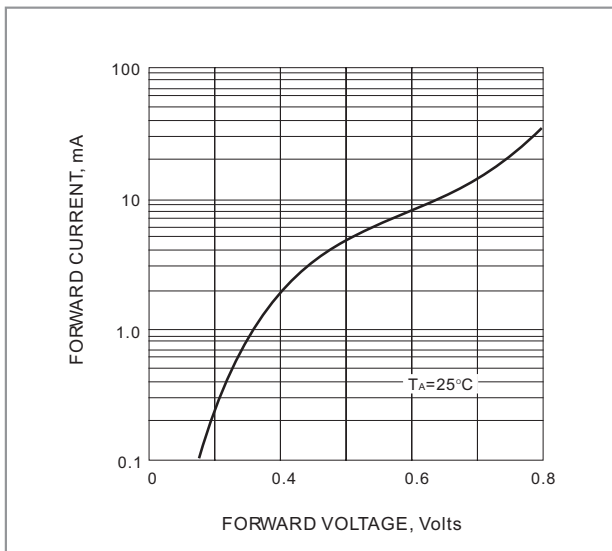


FIG. 1-TYPICAL FORWARD CHARACTERISTIC

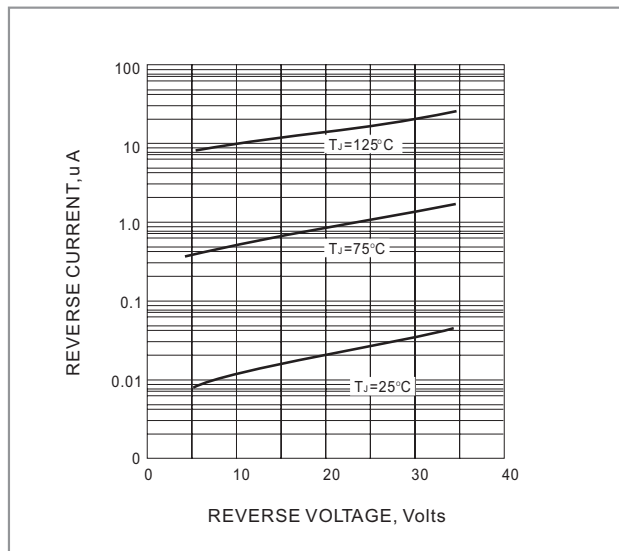


FIG. 2-TYPICAL REVERSE CHARACTERISTICS

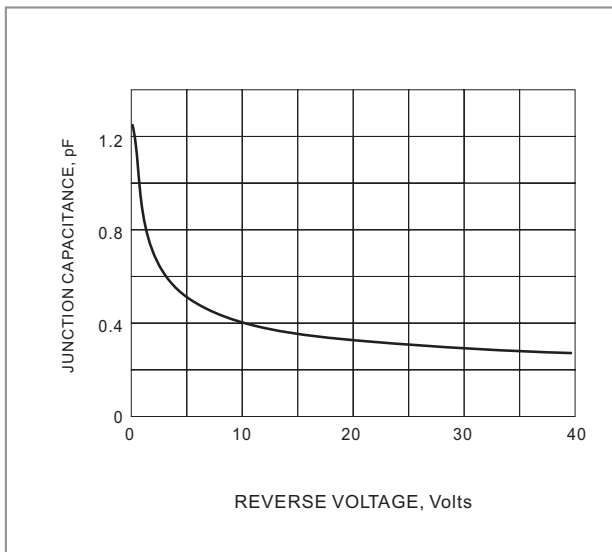


FIG. 3 TYPICAL JUNCTION CAPACITANCE

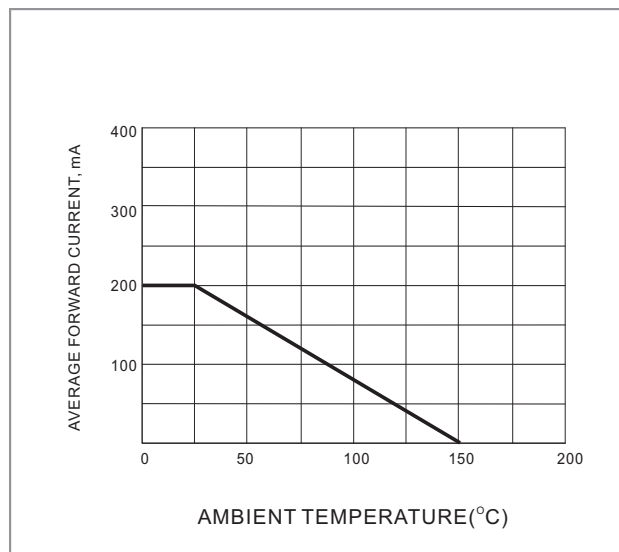
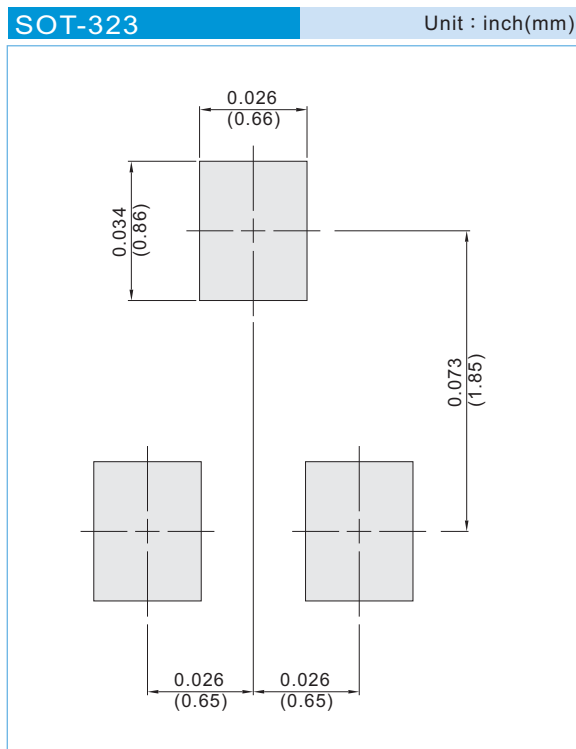


FIG. 4 FORWARD CURRENT DERATING



BAS70W SERIES

MOUNTING PAD LAYOUT



ORDER INFORMATION

- Packing information
 - T/R - 12K per 13" plastic Reel
 - T/R - 3K per 7" plastic Reel

LEGAL STATEMENT

Copyright PanJit International, Inc 2012

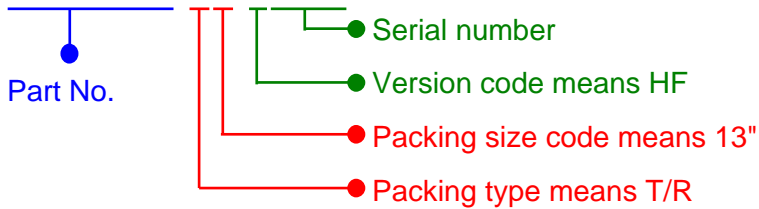
The information presented in this document is believed to be accurate and reliable. The specifications and information herein are subject to change without notice. Pan Jit makes no warranty, representation or guarantee regarding the suitability of its products for any particular purpose. Pan Jit products are not authorized for use in life support devices or systems. Pan Jit does not convey any license under its patent rights or rights of others.



BAS70W SERIES

For example :

RB500V-40_R2_00001



Part No_packing code_Version

- BAS70W_R1_00001**
- BAS70W_R1_10001**
- BAS70W_R2_00001**
- BAS70W_R2_10001**

Packing Code XX				Version Code XXXXX		
Packing type	1st Code	Packing size code	2nd Code	HF or RoHS	1st Code	2nd~5th Code
T/B	A	N/A	0	HF	0	serial number
T/R	R	7"	1	RoHS	1	serial number
B/P	B	13"	2			
T/P	T	26mm	X			
TRR	S	52mm	Y			
TRL	L	PBCU	U			
FORMING	F	PBCD	D			