

Protection of Voltage Sensitive Components.

FEATURES

- Low profile package.
- Transient protection for data line to

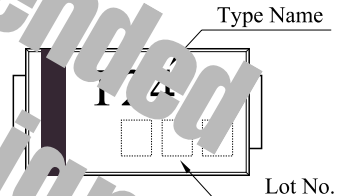
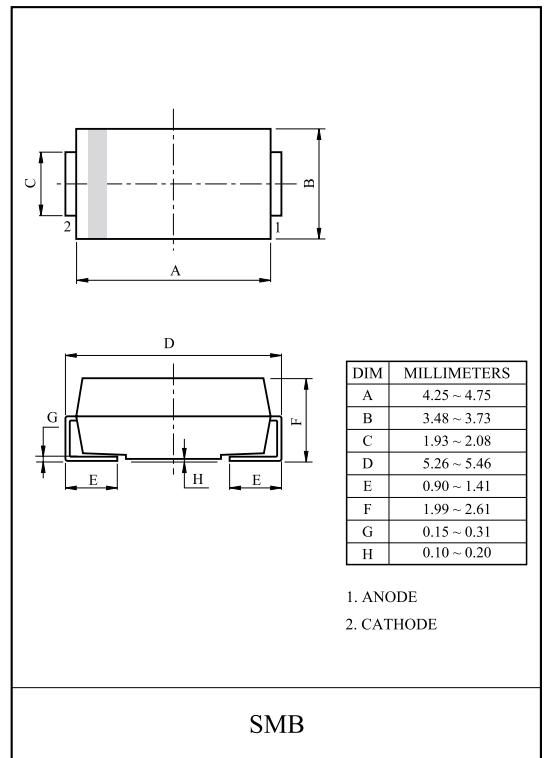
APPLICATIONS

- Devices for Unidirectional Applications.
- Automotive Controller.
- Notebooks, Desktops, & Servers.

MAXIMUM RATING (Ta=25 °C)

CHARACTERISTIC	SYMBOL	RATING	UNIT
Peak Pulse Power (tp=10/1000 μs)	P _{PK}	15.4	W
Peak Pulse Current (tp=10/1000 μs)	I _{PP}	15.4	A
Operating Temperature	T _j	-55 ~ 150	°C
Storage Temperature	T _{stg}	-55 ~ 150	°C

- * Notes) : (1) Derated above Ta=25 °C per power derating curve.
 (2) Mounted on 0.2 × 0.2 (5.0 × 5.0mm) copper pads to each terminal.
 (3) Mounted on minimum recommended pad lay out

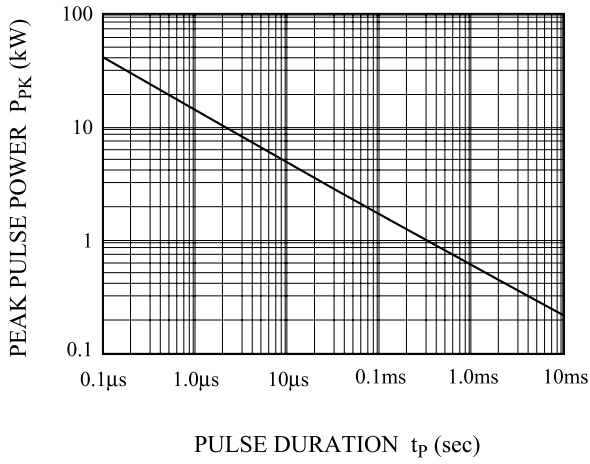


ELECTRICAL CHARACTERISTICS (Ta=25 °C)

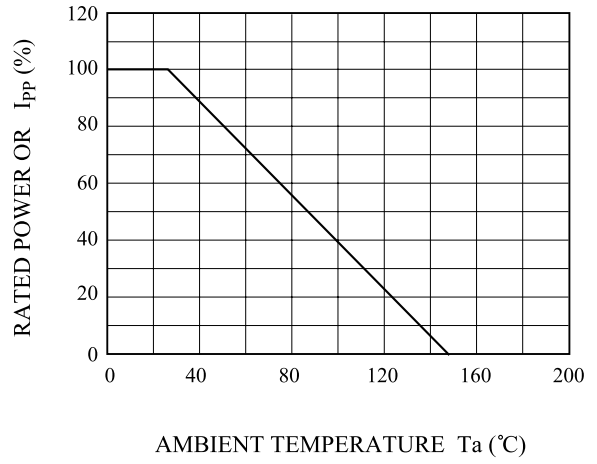
CHARACTERISTIC	SYMBOL	TEST CONDITION	MIN.	TYP.	MAX.	UNIT
Reverse Stand-Off Voltage	V _{RWM}	-	-	-	24	V
Reverse Breakdown Voltage	V _{BR}	I _r =1.0mA	26.7	-	29.5	V
Reverse Leakage Current	I _R	V _{RWM} =24V	-	-	1.0	μA
Clamping Voltage	V _C	I _{PP} =15.4A, tp=10/1000 μs	-	-	38.9	V

PG24NSSMB

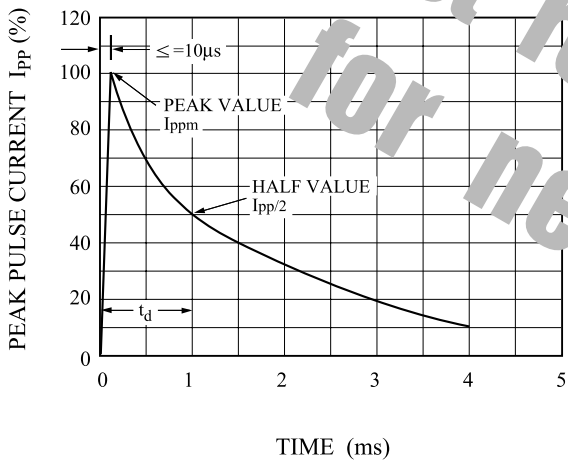
NON-REPETITIVE PEAK PULSE
POWER vs. PULSE TIME



POWER DERATION CURVE



PULSE WAVEFORM



Not recommended
for new design