

<b>SANYO</b>	No.4729	<b>DLN10</b>
		Silicon Diffused Junction Type  Low-loss Rectifier

**Features**

- Fast reverse recovery time, small switching loss.
- Peak reverse voltage :  $V_{RM} = 200$  to  $400V$ .
- Average rectified current :  $I_O = 1.0A$

**Absolute Maximum Ratings at  $T_a = 25^\circ C$**

			DLN10C	DLN10E	unit
Peak Reverse Voltage	$V_{RM}$		200	400	V
Average Rectified Current	$I_O$	[DLN10C] $T_a = 25^\circ C$	1.0		A
		[DLN10E] $T_a = 25^\circ C$		0.9	A
		$T_l = 137^\circ C$		1.0	A
Surge Forward Current	$I_{FSM}$	50Hz sine wave, non-repetitive, 1cycle peak value	→	25	A
Junction Temperature	$T_j$		→	150	$^\circ C$
Storage Temperature	$T_{stg}$		→	-55 to +150	$^\circ C$

**Electrical Characteristics at  $T_a = 25^\circ C$**

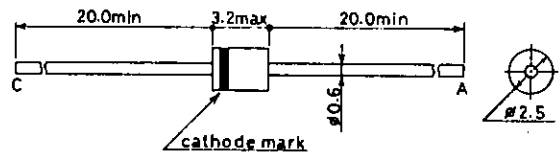
[DLN10C]

			min	typ	max	unit
Forward Voltage	$V_F$	$I_F = 1A$			0.98	V
Reverse Current	$I_R$	$V_R = 200V$			10	$\mu A$
Reverse Recovery Time	$t_{rr}$	$I_F = 0.5A, I_R = 1A$			35	ns
Thermal Resistance	$R_{th(j-l)}$	Junction-Lead			10	$^\circ C/W$
	$R_{th(j-a)}$	Junction-Ambient			113	$^\circ C/W$

[DLN10E]

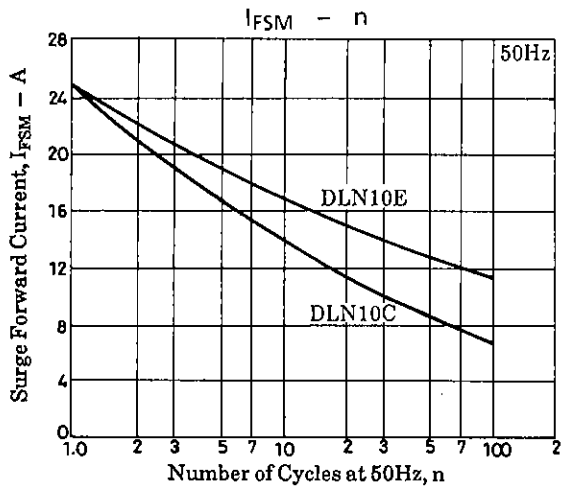
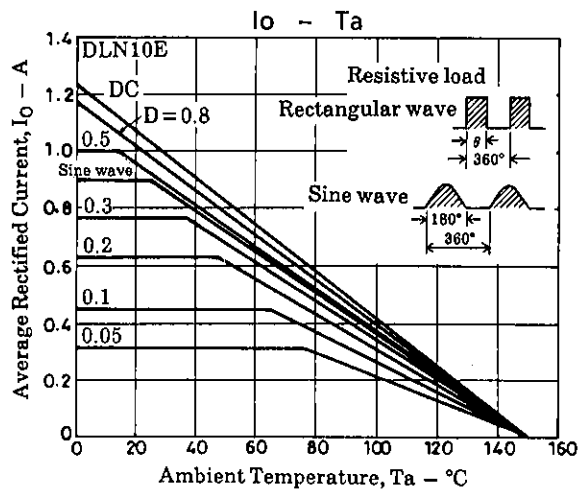
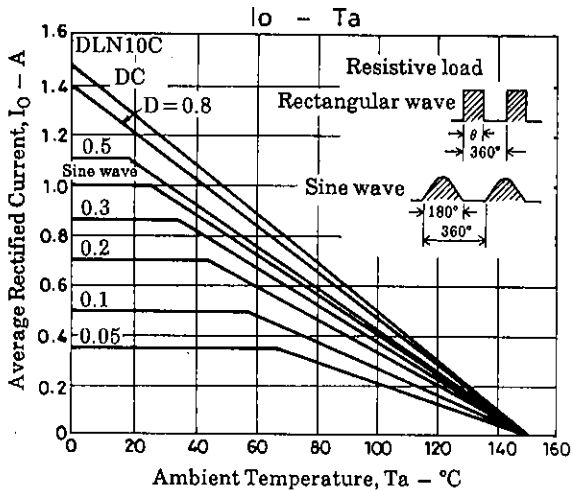
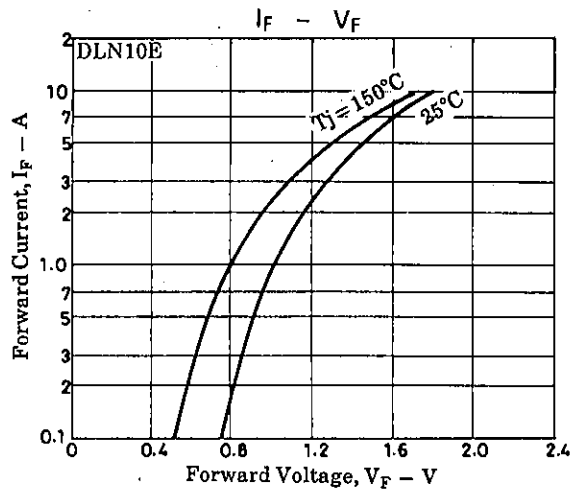
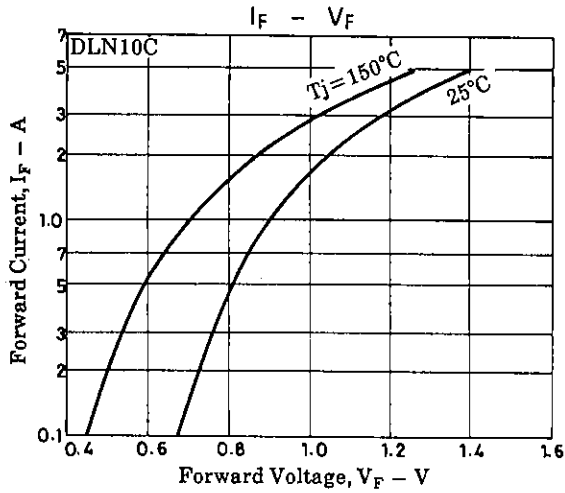
Forward Voltage	$V_F$	$I_F = 0.9A$			1.3	V
Reverse Current	$I_R$	$V_R = 400V$			10	$\mu A$
Reverse Recovery Time	$t_{rr}$	$I_F = 0.5A, I_R = 1A$			50	ns
Thermal Resistance	$R_{th(j-l)}$	Junction-Lead			10	$^\circ C/W$
	$R_{th(j-a)}$	Junction-Ambient			113	$^\circ C/W$

**Package Dimensions 1264**  
(unit : mm)



C : Cathode  
A : Anode

# DLN10



- No products described or contained herein are intended for use in surgical implants, life-support systems, aerospace equipment, nuclear power control systems, vehicles, disaster/crime-prevention equipment and the like, the failure of which may directly or indirectly cause injury, death or property loss.
- Anyone purchasing any products described or contained herein for an above-mentioned use shall:
  - ① Accept full responsibility and indemnify and defend SANYO ELECTRIC CO., LTD., its affiliates, subsidiaries and distributors and all their officers and employees, jointly and severally, against any and all claims and litigation and all damages, cost and expenses associated with such use;
  - ② Not impose any responsibility for any fault or negligence which may be cited in any such claim or litigation on SANYO ELECTRIC CO., LTD., its affiliates, subsidiaries and distributors or any of their officers and employees jointly or severally.
- Information (including circuit diagrams and circuit parameters) herein is for example only; it is not guaranteed for volume production. SANYO believes information herein is accurate and reliable, but no guarantees are made or implied regarding its use or any infringements of intellectual property rights or other rights of third parties.