

RoHS Compliant Product
A suffix of "-C" specifies halogen & lead-free

FEATURES

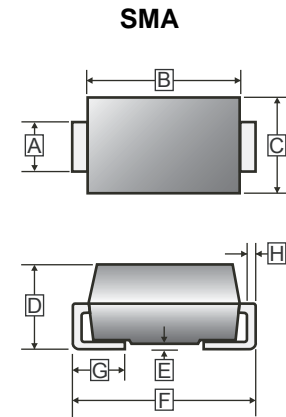
- Ideal for surface mount applications
- Easy pick and place
- Built-in strain relief
- Super Fast switching speed under 35ns

MECHANICAL DATA

- Case: Molded plastic SMA
- Epoxy: UL 94V-0 rate flame retardant
- Polarity: Color band denotes cathode
- Mounting position: Any

PACKAGE INFORMATION

Package	MPQ	Leader Size
SMA	5K	13' inch



REF.	Millimeter		REF.	Millimeter	
	Min.	Max.		Min.	Max.
A	1.24	1.65	E	-	0.203
B	3.99	4.60	F	4.80	5.28
C	2.40	2.90	G	0.76	1.52
D	1.90	2.44	H	0.15	0.305

MAXIMUM RATINGS AND ELECTRICAL CHARACTERISTICS

(Rating 25°C ambient temperature unless otherwise specified. Single phase half wave, 60Hz, resistive or inductive load.
For capacitive load, de-rate current by 20%.)

Parameter	Symbol	Part Number					Unit
		SUF 201A	SUF 202A	SUF 203A	SUF 204A	SUF 205A	
Maximum Repetitive Peak Reverse Voltage	V_{RRM}	50	100	200	400	600	V
Maximum RMS Voltage	V_{RMS}	35	70	140	280	420	V
Maximum DC Blocking Voltage	V_{DC}	50	100	200	400	600	V
Maximum Average Forward Rectified Current. 375"(9.5mm) Lead Length at $T_L=110^\circ\text{C}$	I_F	2					A
Peak Forward Surge Current, 8.3ms single half sine-wave superimposed on rated load	I_{FSM}	50					A
Maximum Instantaneous Forward Voltage @ 2A	V_F	0.95		1.25	1.7		V
Maximum DC Reverse Current at Rated DC Blocking Voltage	$T_J=25^\circ\text{C}$	5					μA
	$T_J=125^\circ\text{C}$	350					
Maximum Reverse Recovery Time ¹	T_{RR}	35					nS
Typical Thermal Resistance	$R_{\theta JL}$	20					$^\circ\text{C/W}$
Typical Junction Capacitance ²	C_J	25					pF
Operating & Storage Temperature	T_J, T_{STG}	-55~150					$^\circ\text{C}$

Notes:

1. Reverse Recovery Time test condition : $I_F=0.5\text{A}$, $I_R=1\text{A}$, $I_{RR}=0.25\text{A}$
2. Measured at 1MHz and applied reverse voltage of 4.0V D.C.

RATINGS AND CHARACTERISTIC CURVES

FIG.1 - FORWARD CURRENT DERATING CURVE

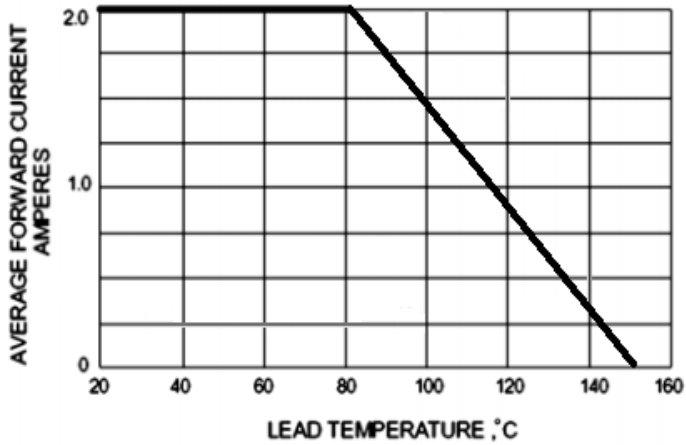


FIG.2 - MAXIMUM NON-REPETITIVE SURGE CURRENT

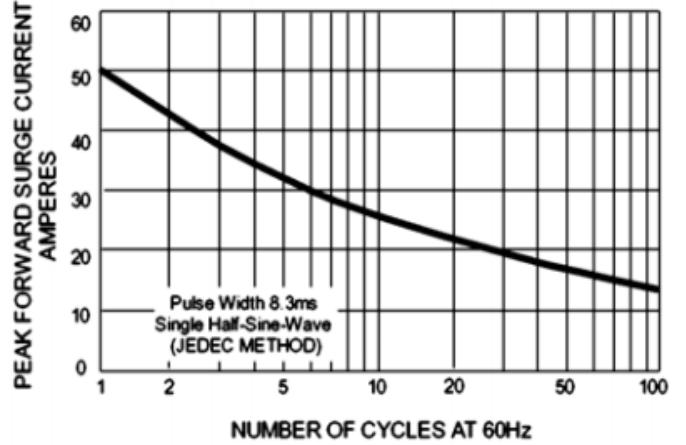


FIG.3 - TYPICAL FORWARD CHARACTERISTICS

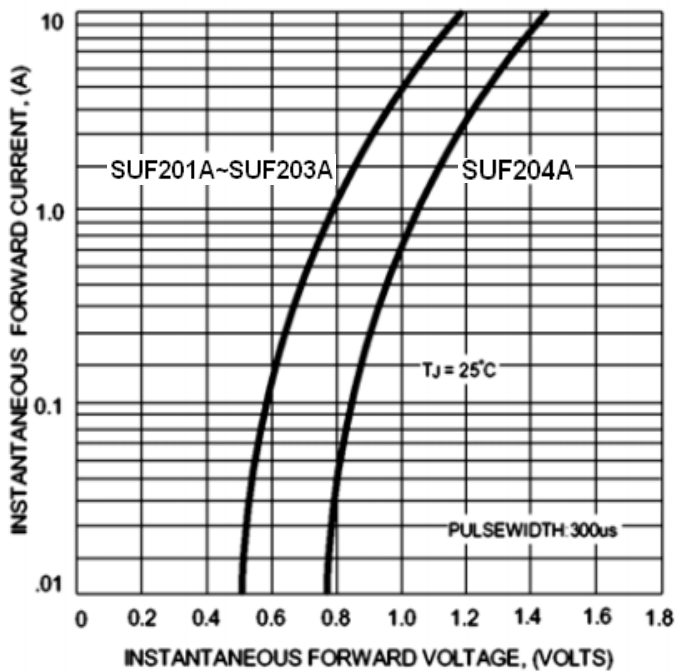


FIG.4 - TYPICAL REVERSE CHARACTERISTICS

