



PJSDA6V1BC6

QUAD BI-DIRECTIONAL TVS/ZENER FOR ESD PROTECTION

This Quad TVS/Zener Array has been designed to Protect Sensitive Equipment against ESD and to prevent Latch-Up events in CMOS circuitry operating at 5V and below. This TVS array offers an integrated solution to protect up to 4 data lines where the board space is a premium.

FEATURES

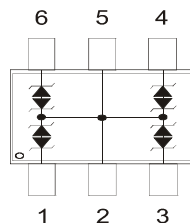
- 150W Power Dissipation (8/20µs Waveform)
- Low Leakage Current, Maximum of 1µA@5V
- Very Low Clamping Voltage (Max of 10V@14A 8/20µs)
- IEC61000-4-2 ESD 15kV air, 8kV Contact Compliance
- Lead free in compliance with EU RoHS 2.0
- Green molding compound as per IEC 61249 standard

MECHANICAL DATA

- Case: SOT-23 6L, Plastic
- Terminals: Solderable per MIL-STD-750, Method 2026
- Approx weight: 0.0005 ounces, 0.014 grams
- Marking: 616

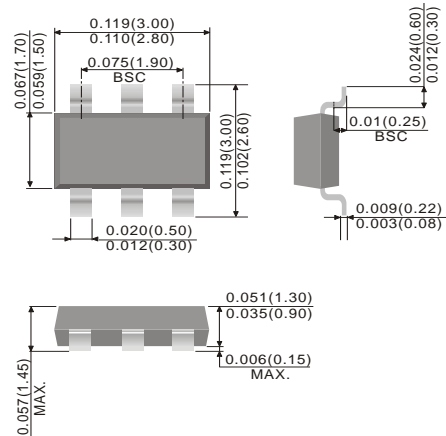
APPLICATIONS

- Personal Digital Assistant (PDA)
- SIM Card Port Protection (Mobile Phone)
- Portable Instrumentation
- Mobile Phones and Accessories
- Computer Data Ports



SOT-23 6L

Unit : inch(mm)



MAXIMUM RATINGS

RATING	SYMBOL	VALUE	UNIT
Peak Pulse Power (8/20µs waveform) (Notes 1,2)	PP	150	W
Peak Pulse Current (8/20µs waveform)	IPP	14	A
ESD Voltage (HBM)	V _{ESD}	>25	kV
Operating Junction Temperature and Storage Temperature Range	T _J , T _{STG}	-55 to +150	°C

NOTES :

1. Non-repetitive current pulse.
2. Mounted on copper pads to each terminal.



PJSDA6V1BC6

ELECTRICAL CHARACTERISTICS (T_J=25°C)

Parameter	Symbol	Conditions	Min.	Typ.	Max.	Units
Reverse Stand-Off Voltage (Notes 3)	V _{WRM}		-	-	5	V
Reverse Breakdown Voltage	V _{BR}	I _{BR} =1mA	6.2	-	7.2	V
Reverse Leakage Current	I _R	V _R =5V	-	-	1	μA
Clamping Voltage (8/20μs)	V _C	I _{PP} =5A	-	-	9	V
Clamping Voltage (8/20μs)	V _C	I _{PP} =10A	-	-	11	V
Off State Junction Capacitance	C _J	0 Vdc Bias, f=1MHz between I/O pins and pin 7	-	-	90	pF
Off State Junction Capacitance	C _J	5 Vdc Bias, f=1MHz between I/O pins and pin 7	-	-	50	pF

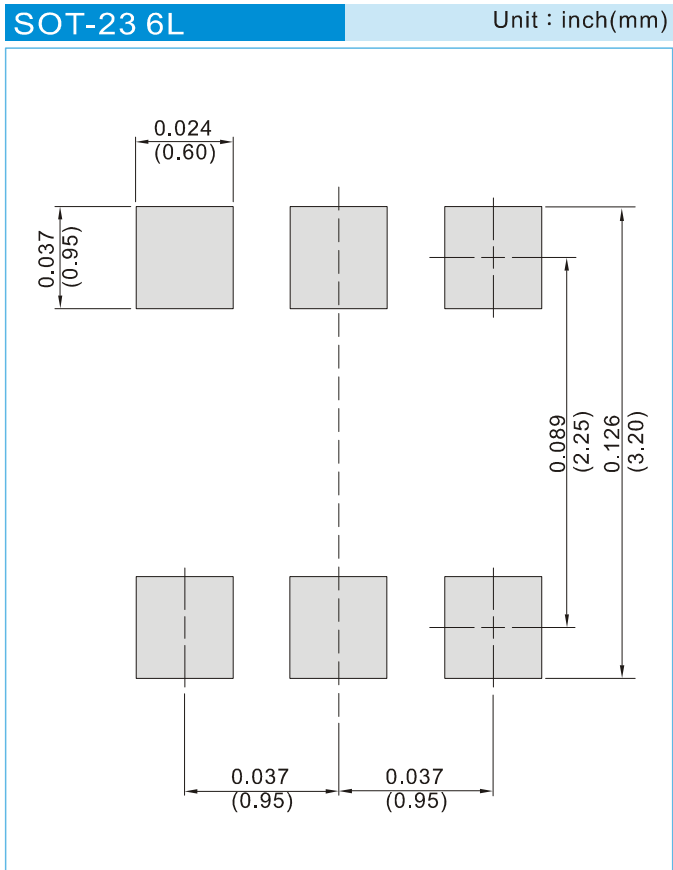
NOTES :

3. A transient suppressor is selected according to the working peak reverse voltage (V_{WRM}), which should be equal to or greater than the DC or continuous peak operating voltage level.



PJSDA6V1BC6

MOUNTING PAD LAYOUT



ORDER INFORMATION

- Packing information
 - T/R - 10K per 13" plastic Reel
 - T/R - 3K per 7" plastic Reel



PJSDA6V1BC6

Part No_packing code_Version

PJSDA6V1BC6_R1_00001

PJSDA6V1BC6_R2_00001

For example :

RB500V-40_R2_00001



Packing Code XX				Version Code XXXXX		
Packing type	1 st Code	Packing size code	2 nd Code	HF or RoHS	1 st Code	2 nd ~5 th Code
Tape and Ammunition Box (T/B)	A	N/A	0	HF	0	serial number
Tape and Reel (T/R)	R	7"	1	RoHS	1	serial number
Bulk Packing (B/P)	B	13"	2			
Tube Packing (T/P)	T	26mm	X			
Tape and Reel (Right Oriented) (TRR)	S	52mm	Y			
Tape and Reel (Left Oriented) (TRL)	L	PANASERT T/B CATHODE UP (PBCU)	U			
FORMING	F	PANASERT T/B CATHODE DOWN (PBCD)	D			



PJSDA6V1BC6

Disclaimer

- Reproducing and modifying information of the document is prohibited without permission from Panjit International Inc..
- Panjit International Inc. reserves the rights to make changes of the content herein the document anytime without notification. Please refer to our website for the latest document.
- Panjit International Inc. disclaims any and all liability arising out of the application or use of any product including damages incidentally and consequentially occurred.
- Panjit International Inc. does not assume any and all implied warranties, including warranties of fitness for particular purpose, non-infringement and merchantability.
- Applications shown on the herein document are examples of standard use and operation. Customers are responsible in comprehending the suitable use in particular applications. Panjit International Inc. makes no representation or warranty that such applications will be suitable for the specified use without further testing or modification.
- The products shown herein are not designed and authorized for equipments requiring high level of reliability or relating to human life and for any applications concerning life-saving or life-sustaining, such as medical instruments, transportation equipment, aerospace machinery et cetera. Customers using or selling these products for use in such applications do so at their own risk and agree to fully indemnify Panjit International Inc. for any damages resulting from such improper use or sale.
- Since Panjit uses lot number as the tracking base, please provide the lot number for tracking when complaining.